

FEMA National Watch Center

Daily Operations Briefing

Tuesday, March 22, 2022

8:30 a.m. ET



FEMA

National Current Ops / Monitoring

New Significant Incidents / Ongoing Ops

- COVID-19
- Wildfires – Texas - FINAL
- Severe weather – Southern Plains to Lower Mississippi Valley

Hazard Monitoring

- Severe thunderstorms – Southern Plains to Lower Mississippi Valley and Southeast
- Heavy rain and flash flooding – Southern Plains to Lower Mississippi, Tennessee, and Ohio valleys
- Freezing rain – Upper Mississippi Valley and Great Lakes

Disaster Declaration Activity

- No new declaration activity

Event Monitoring

- No significant events



FEMA

Severe Weather – Southern Plains to Lower MS Valley

Current Situation: Severe weather moved through the Southern Plains overnight; preliminary reports of 22 (21 in TX, 1 in OK) tornadoes, 49 wind, and 25 hail reports. The severe weather threat is expected to move through the Lower Mississippi Valley and Southeast today, into southern and eastern Louisiana and southern and central Mississippi. Tornado Watch in effect for portions of TX, LA, and AR through 9:00 a.m. ET.

Lifeline Impacts:

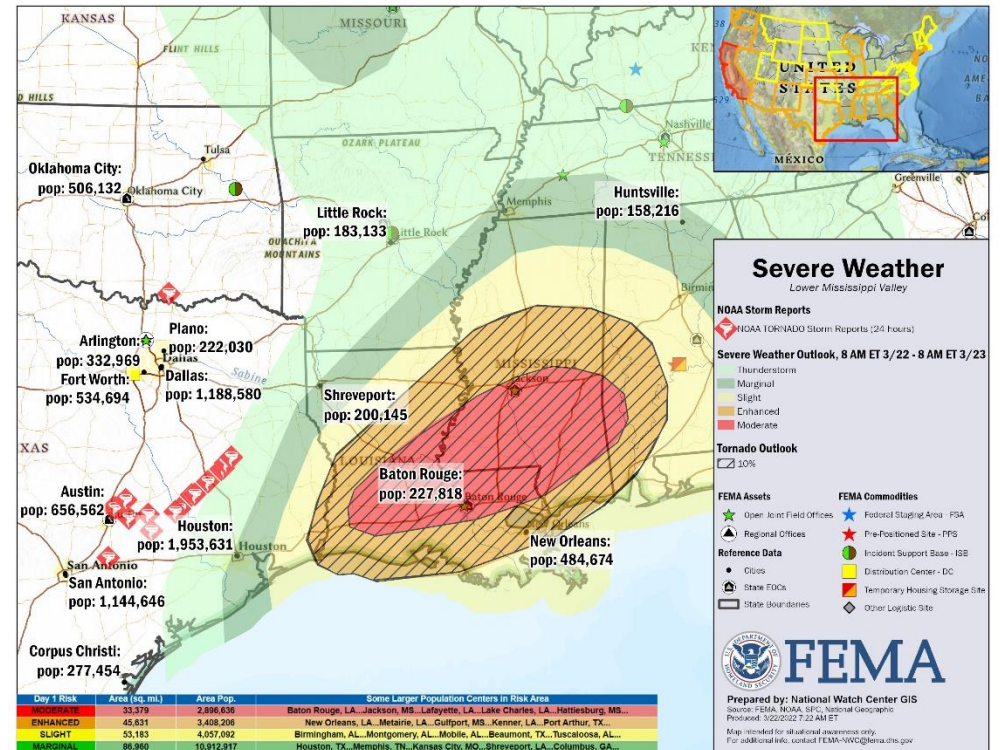
- Safety and Security: Homes, businesses, and other structures damaged in TX and OK
- Food, Water, Shelter: 3 shelters in TX and OK, with unknown 0 occupants (*ARC Midnight Shelter Count as of 6:49 a.m. ET*)
- Health and Medical: Unknown number of injuries, 1 unconfirmed fatality (*open-source media*)
- Energy: TX 52k (0.42%, peak 76k; Bastrop 18%, Montague 11%, Williamson 1.9%); OK 8.6k (0.45%, peak 14k; Marshall 78%) (*DOE Eagle-I as of 6:45 a.m. ET*)

State / Local Response:

- TX EOC at Partial Activation (COVID-19, extreme wildfire threat, severe weather)
- OK EOC at Normal Operations
- LA EOC at Normal Operations
- MS EOC at Partial Activation (severe weather threat)
- AL EOC at Normal Operations, may activate later

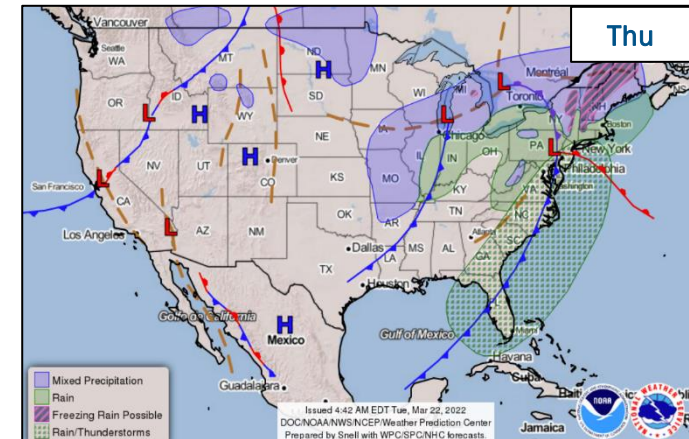
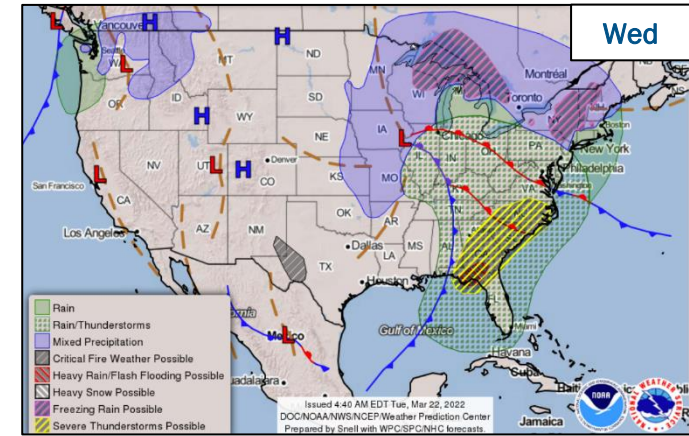
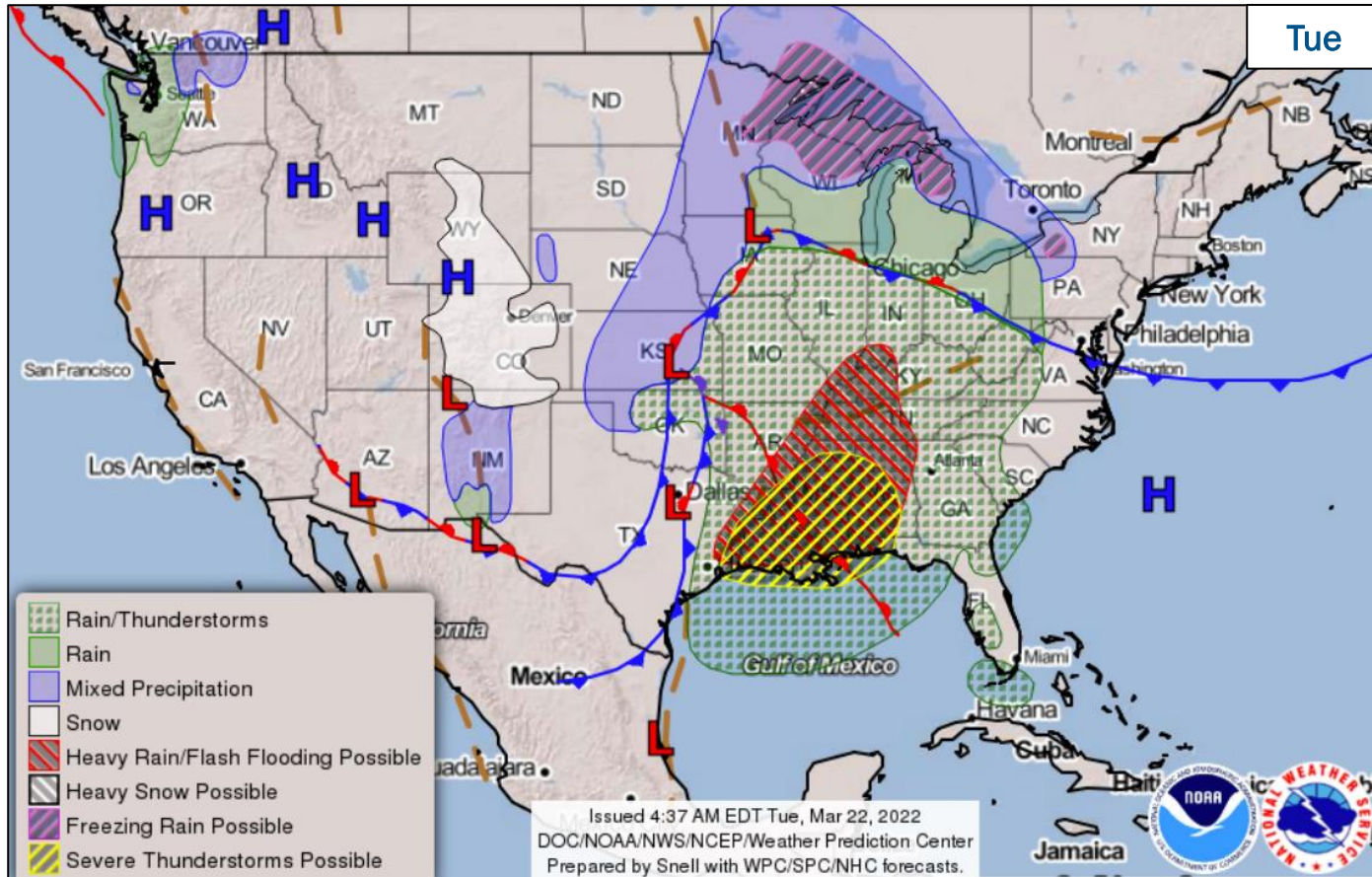
FEMA / Federal Response:

- Region VI at Enhanced Watch, 7:00 a.m. to 11:30 p.m. ET
- Region IV RWC continues to monitor; Enhanced Watch rostered
- NWC continues to monitor
- No requests for FEMA assistance



FEMA

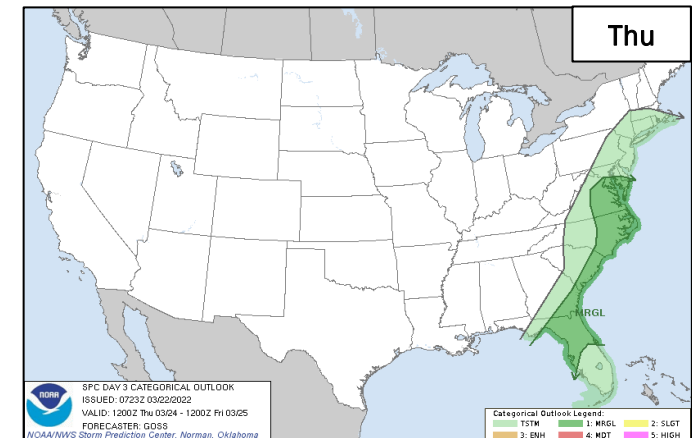
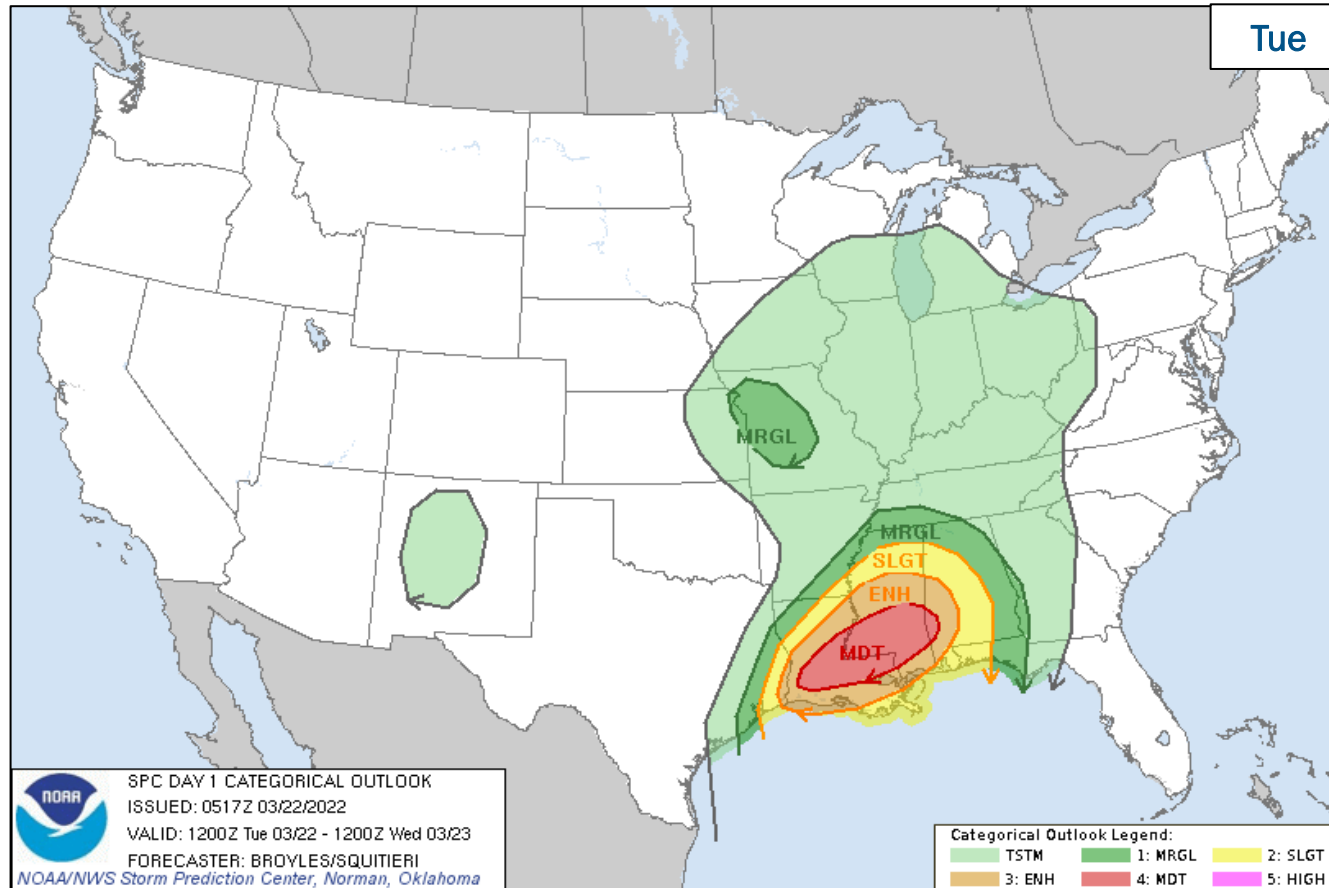
National Weather Forecast



FEMA

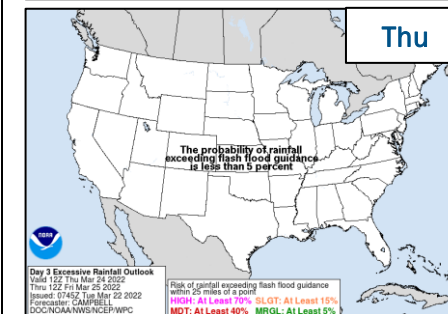
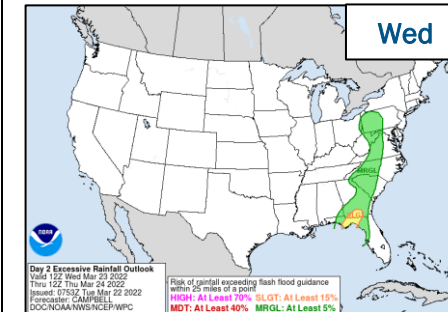
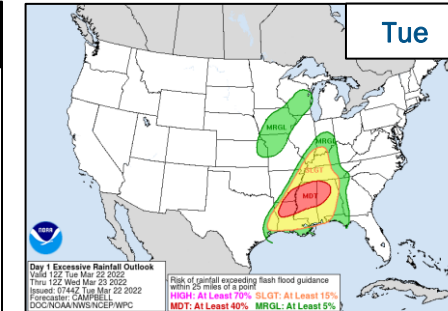
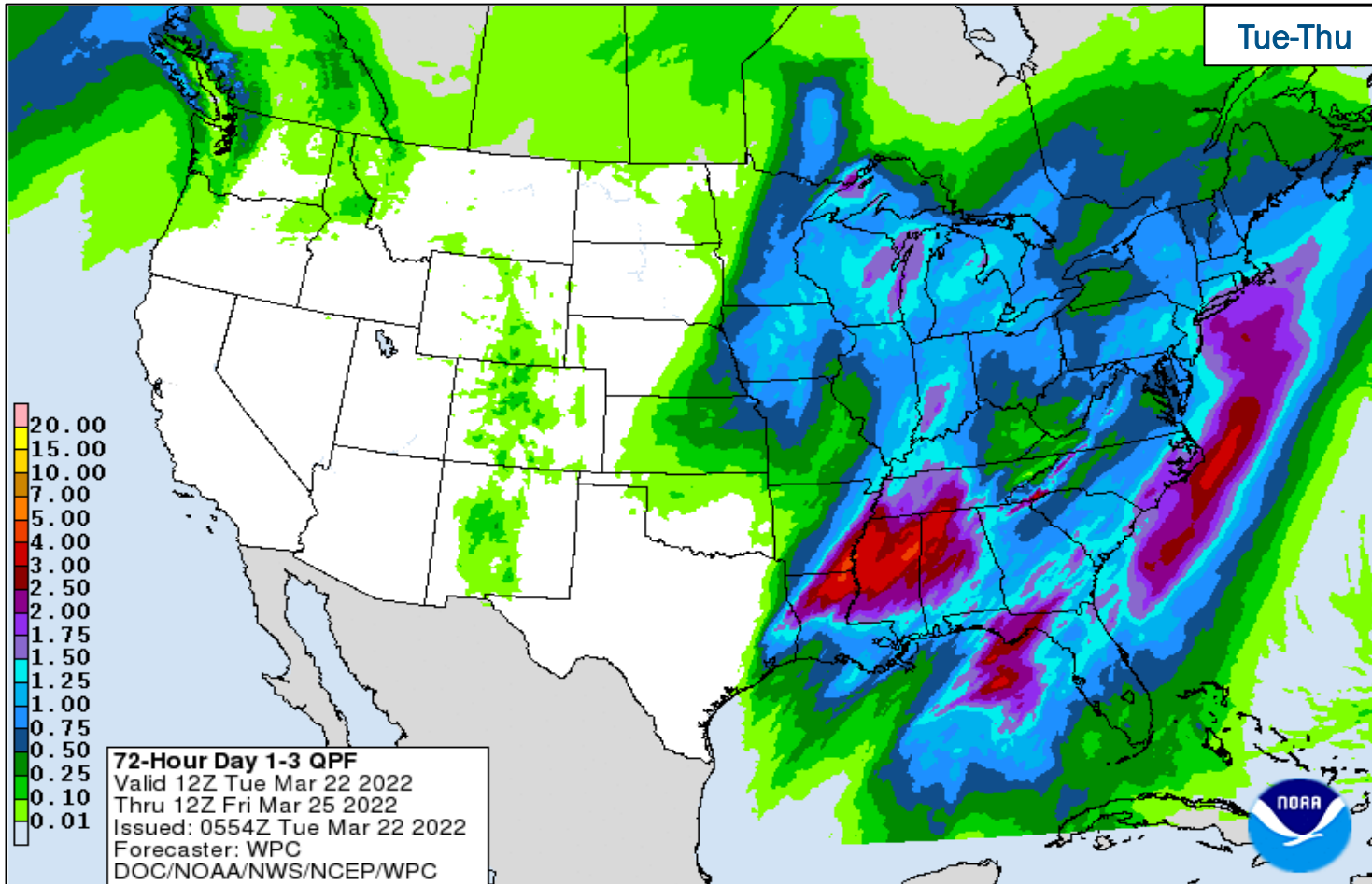
National Watch Center

Severe Weather Outlook



FEMA

Precipitation & Excessive Rainfall



FEMA

Wildfire Summary

Fire Name (Co., ST)	FMAG #	Acres Burned	Percent Contained	Evacuations	Structures (Homes / Other)			Fatalities / Injuries
					Threatened	Damaged	Destroyed	
Eastland Complex* (Eastland, TX) - FINAL	5427-FM-TX (Kidd Fire)	54,469 (+179)	60% (+30)	M: Lifted	H: 1,550	H: 0	H: 158 (+16)	1 / 0
	5428-FM-TX (Wheat Field Fire)			V: 0	O: 0	O: 0	O: 0	
Big L (Hood & Erath, TX) - FINAL	5429-FM-TX	10,366 (+4,366)	70% (+65)	M: Lifted (-488)	H: 0 (-1,220)	H: 0	H: 10 (+10)	0 / 0
				V: 0	O: 0 (-1,220)	O: 0	O: 0	

(Evacuations: M = Mandatory / V = Voluntary; Structures: H = Homes and Mixed Commercial/Residential / O = Non-residential Commercial/Other Minor Structures)
 *Eastland Complex Fire includes the Walling, Wheat Field, Kidd, & Oakmont fires



FEMA

National Watch Center

Joint Preliminary Damage Assessments

Region	State / Location	Incident	IA	Number of Counties		Start - End
			PA	Requested	Complete	
I	MA	Snow Feb 3-4	IA	0	0	N/A
			PA	6	2 (+2)	2/22 - TBD
	RI	Snow Jan 28-29	IA	0	0	N/A
			PA	5	0	3/3 - TBD
VI	Taos Pueblo (NM)	Wind Dec 15, 2021	IA	1	0	3/10 - TBD
			PA	1	0	3/10 - TBD



FEMA

Declaration Requests in Process – 4

State / Tribe / Territory – Incident Description	Type	IA	PA	HM	Requested
AK – Severe Winter Storm, Snowstorm, and Straight-line Winds	DR		X	X	Feb 23
FL – Severe Storms, Straight-line Winds, and Tornadoes (Appeal)	DR	X			Feb 24
WA – Severe Winter Storms, Straight-line Winds, Flooding, Landslides, and Mudslides	DR		X	X	Mar 4
PR – Severe Storm, Flooding, and Landslides	DR	X		X	Mar 8



FEMA

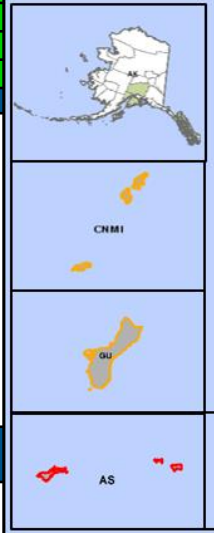
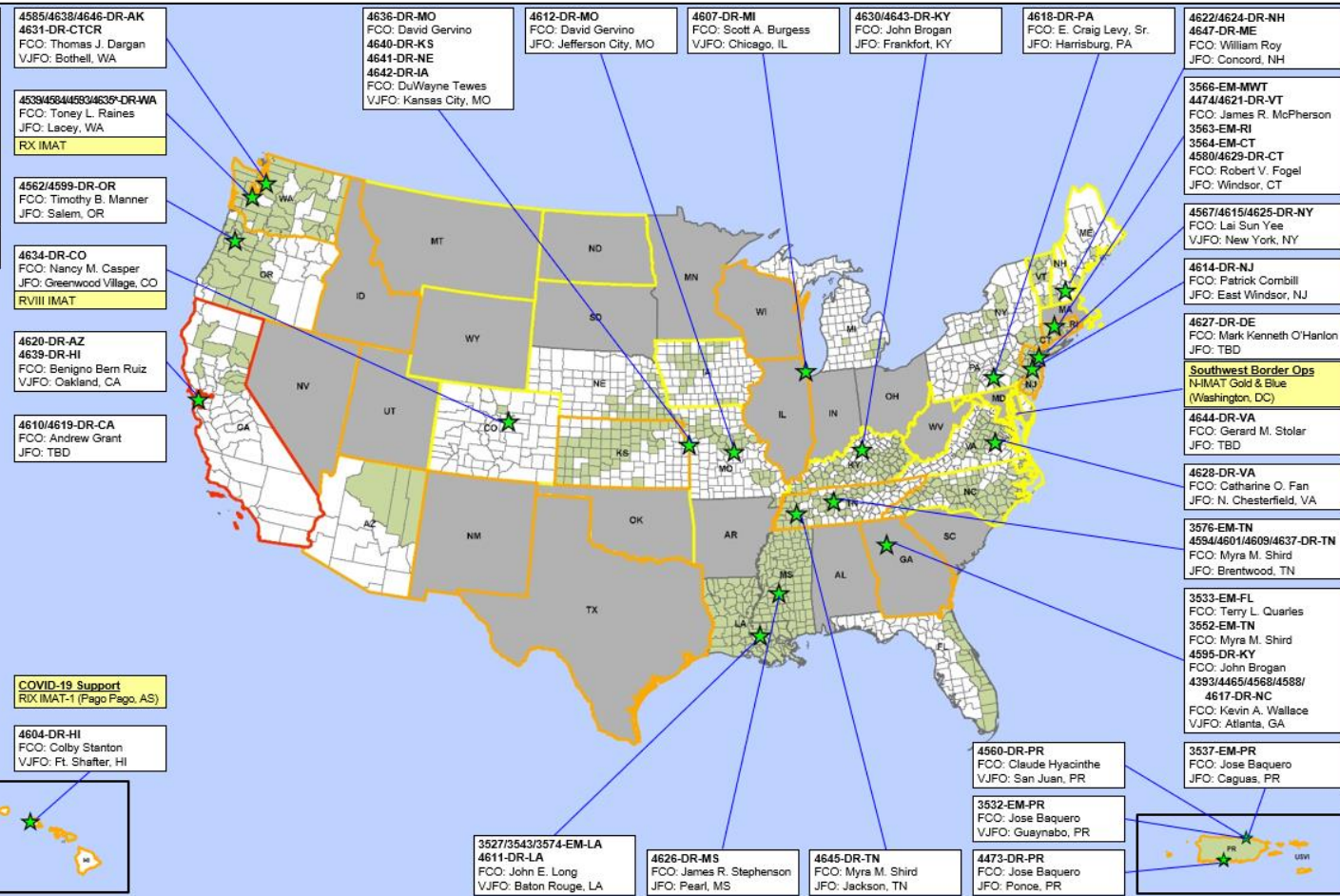
FEMA Common Operating Picture

FEMA HQ		
NWC	NRCC	
Monitoring	Level III	
FEMA REGIONS		
Watch	RRCC	
Monitoring	I	Level III
Monitoring	II	Level III
Monitoring	III	Rostered
Monitoring	IV	Rostered
Monitoring	V	Level III
Enhanced	VI	Rostered
Monitoring	VII	Rostered
Monitoring	VIII	Rostered
Monitoring	IX	Rostered
Monitoring	X	Rostered

Major Disasters (DR): 54
Emergency Disasters (EM): 11
JFOs: 15 / VJFOs: 10

Staging Area
 Declared County (non-COVID-19 Declarations)
 Fully Activated
 Partially Activated
 Monitoring

As of 8:00 a.m. ET March 22, 2022
 Created by FEMA NWC



N-IMATs	
1 Team Available	
Red	
White	Training
Blue	CBP EOC
Gold	CBP EOC
R-IMATs	
≥ 7 Teams Available	
I	
II	
III	
IV-1	
IV-2	
V	2
VI-1	Personnel
VI-2	
VII	1
VIII	CO
IX-1	AS
IX-2	
X	WA
FMC	PMC
NMC	Deployed

Notes:

NRCC & RRCCs:
 COVID-19
 RVI - (Severe Weather)

STATE EOCs:
 NJ: Remnants of Ida
 PR: Earthquake recovery
 DC: First Amendment activity
 DE, IA & WI: Avian Influenza
 IA, KY, TX, & MS: Severe weather
 TX: Wildfires
 CO: Wildfire & Drought Recovery
 WA: Winter storms/flooding

Surge Capacity Force

Rostered Members: 7,901 (+1)

Team Status	US&R >66%	MERS > 66%	FCOs ≤ 1 Type I	IM WORKFORCE
Assigned:	28	36	56	14,383 (-1)
Unavailable:	9 (+1)	0	0 (-1)	4,052 (+42)
Deployed:	0	0	53 (23 (-1) FCOR)	5,303 (-71)
Available:	19 (-1)	36	3 (+1)	35% / 5,028 (+28)

IM CADRE AVAILABILITY SUMMARY
 Cadres with 25% or Less Availability

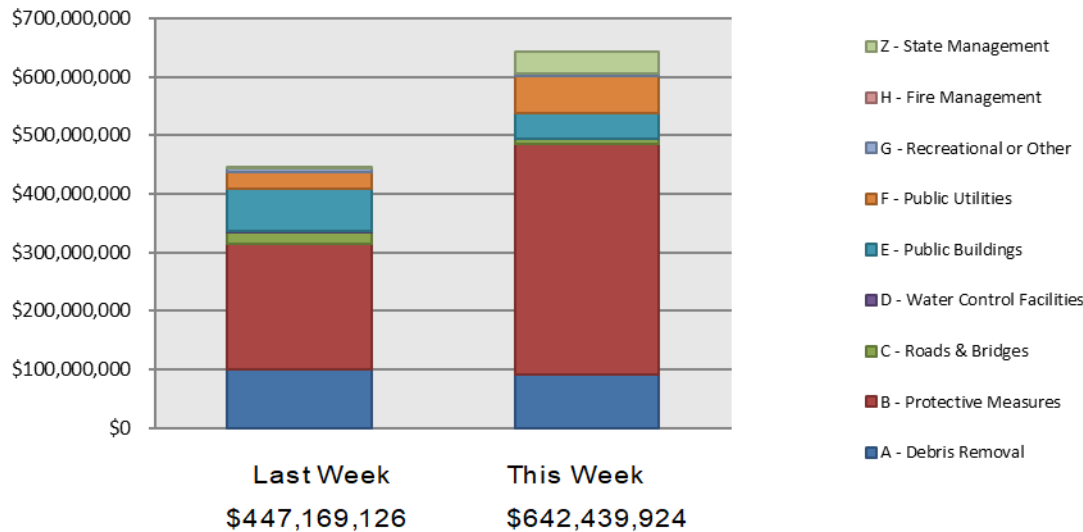
Civil Rights: 20% (24/120); Disability Integration: 21% (14/67); External Affairs: 22% (113/522); Field Leadership: 13% (20/151); Hazard Mitigation: 24% (330/1,358); Human Resources: 23% (41/179); Public Assistance: 21% (542/2,591); Planning: 16% (76/469)

Public Assistance Grant Program

PA Project Worksheets Obligated in past week, as of 03/21/22 at 1500 EDT

PA Category	Emergency Work		Permanent Work				H - Fire Management	Z - State Management	Total	
	A - Debris Removal	B - Protective Measures	C - Roads & Bridges	D - Water Control Facilities	E - Public Buildings	F - Public Utilities				G - Recreational or Other
Number Of PWs Obligated	35	296	88	10	242	49	68	0	60	848
Federal Share Obligated	\$92,203,337.22	\$392,661,261.53	\$9,576,171.73	\$637,404	\$43,097,151.32	\$62,852,799.06	\$5,946,614.53	\$0	\$35,465,184.73	\$642,439,924.40

Public Assistance Obligated per Category 3/14/2021 through 3/21/2022



COVID-19 Obligated as of 3/21/2022

- Total Public Assistance Obligated: \$42,574,263,375

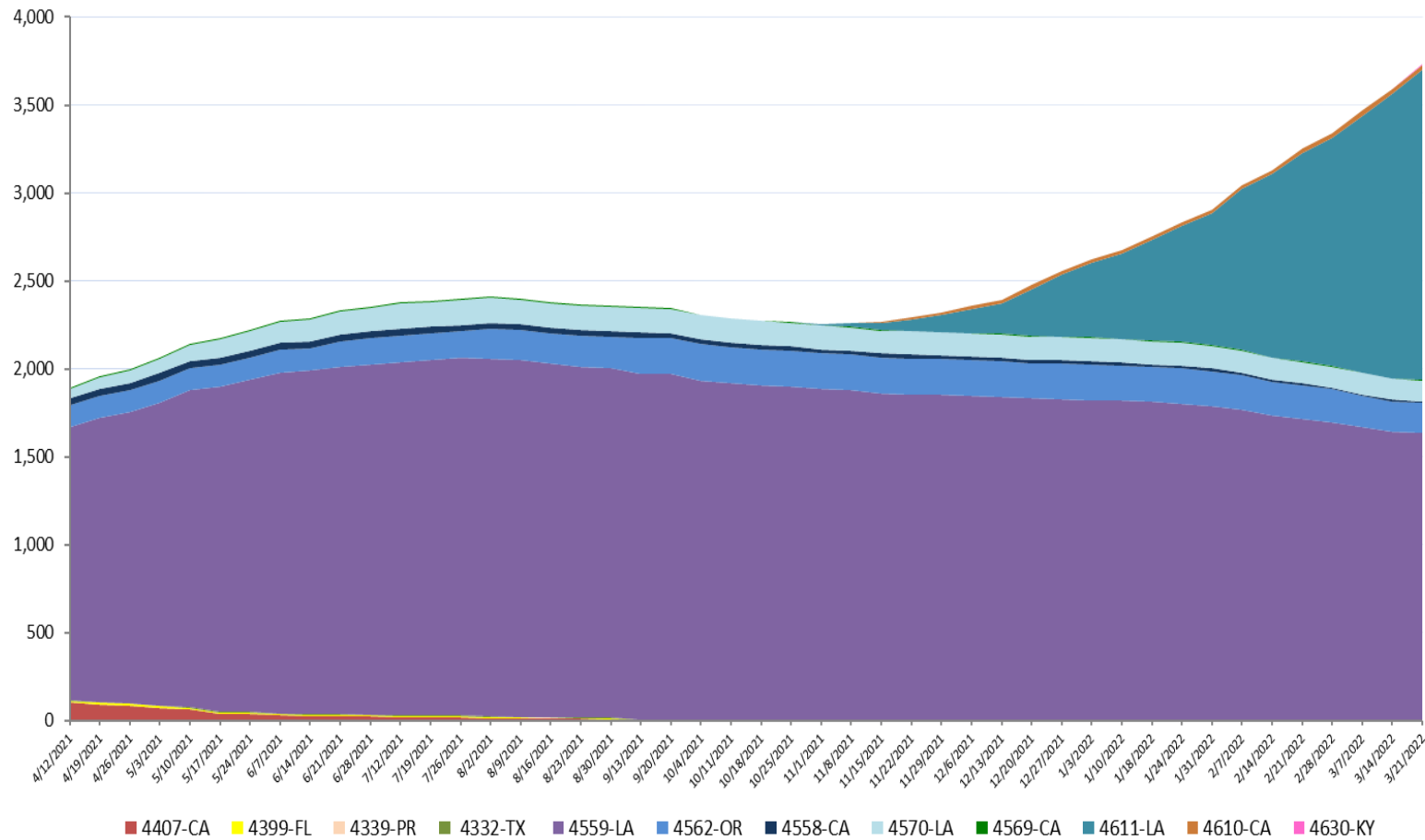
This Week's PA Highlights

- In 4485-TX
\$ 151 Million obligated for Category B –Protective Measures
- In 4486-FL
\$98 Million obligated for Category B –Protective Measures
- In 4619-CA
\$ 60 Million obligated for Category A - Debris Removal

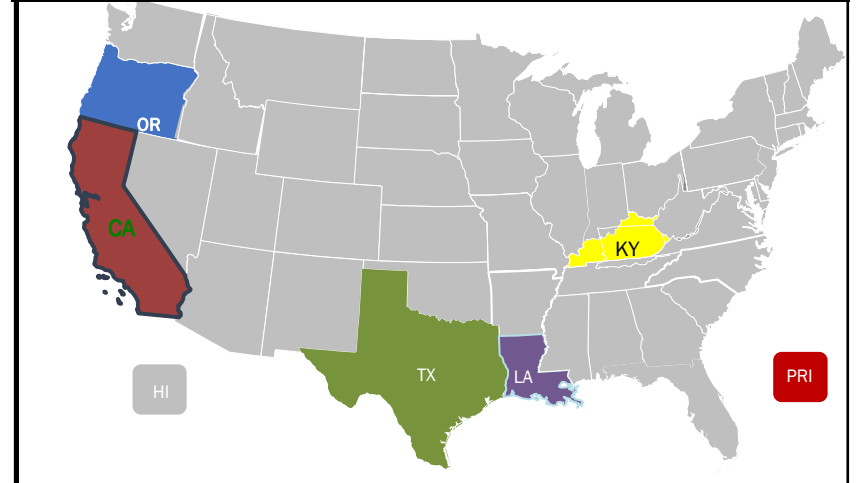
Direct Housing

Total Households in FEMA Direct Housing per State

Past Year per Week, 4/12/2021 – 3/21/2022. There are currently **3,736** Households Occupying **3,747** Temporary Units.



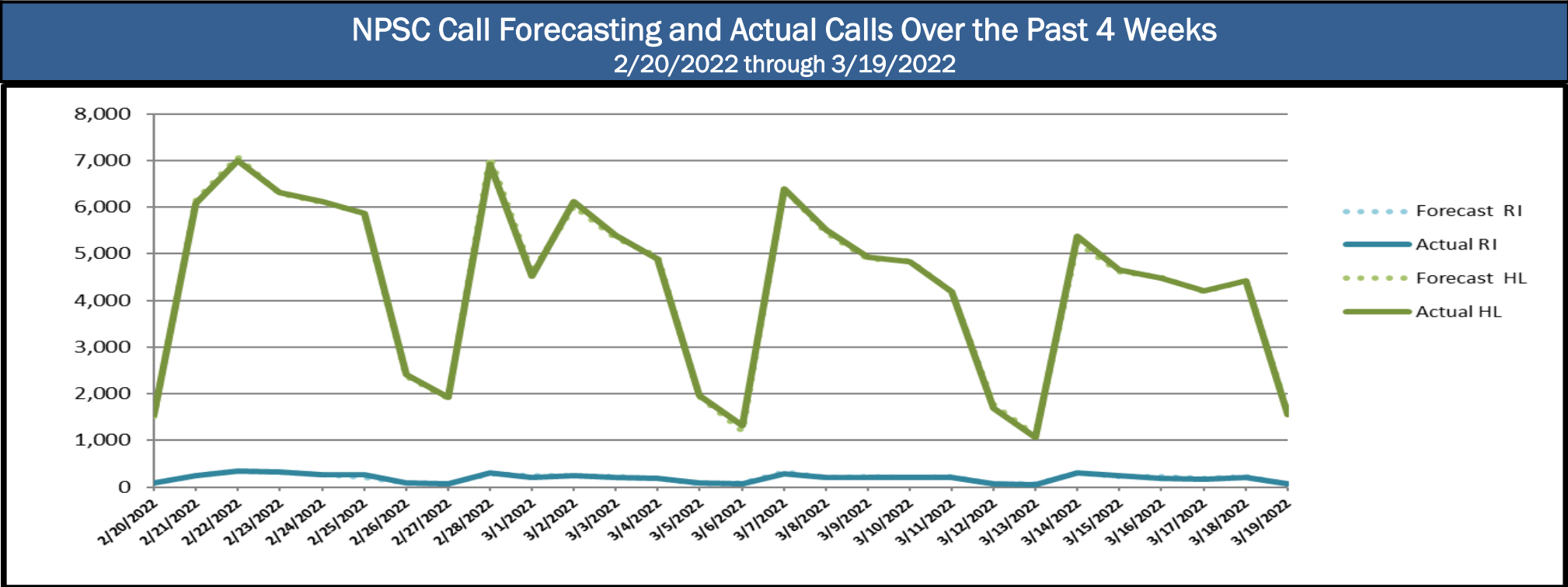
DR	IA Declaration Date	Program End Date	Current # of Households in Direct Housing (Weekly Change)
4630-KY	12/12/2021	6/13/2023	7 (+3)
4611-LA	8/29/2021	2/28/2023	1765 (+151)
4610-CA	8/24/2021	2/24/2023	25 (0)
4570-LA	10/16/2020	4/16/2022	118 (0)
4569-CA	10/16/2020	4/16/2022	4 (0)
4562-OR	9/15/2020	3/15/2022	172 (-3)
4559-LA	8/28/2020	2/28/2022	1631 (-6)
4558-CA	8/22/2020	2/22/2022	11 (0)
4339-PR	9/20/2017	9/20/2019	1 (0)
4332-TX	8/25/2017	8/25/2019	2 (0)



States with Currently Occupied Units

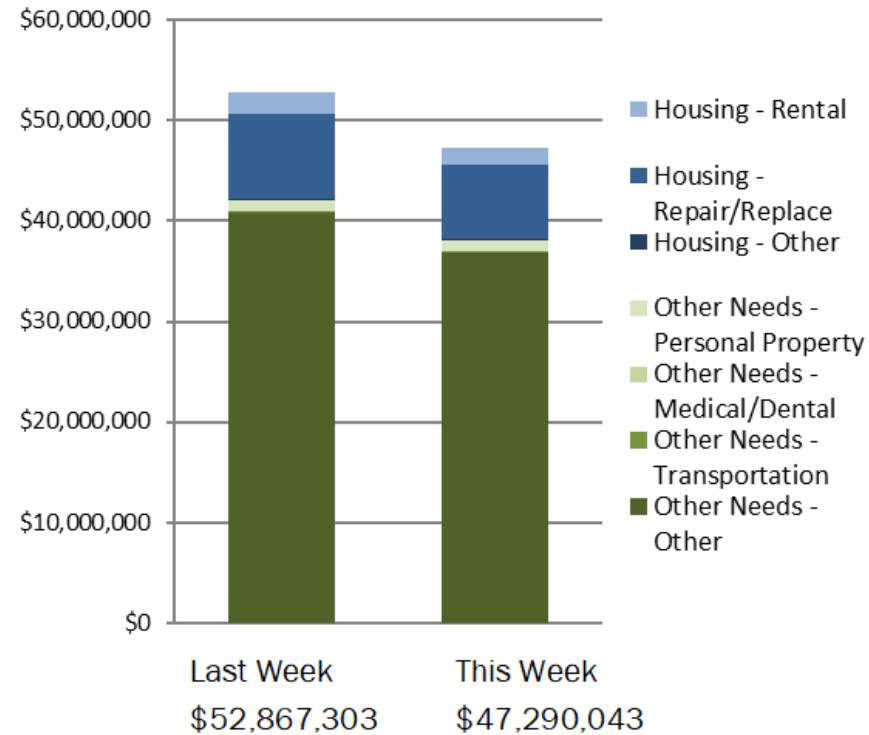
NPSC Call Activity

NPSC Call Activity in the Past Week 3/13/2022 through 3/19/2022		
Call Type	Projected Calls	Actual Calls
Registration Intake:	1,289	1,263
Helpline:	25,663	25,775
Combined:	26,952	27,038



Individual Assistance Activity

IHP Approved per Category in the Past
2 Weeks – 3/14/2022 through 3/21/2022





FEMA

Helping people before, during, and after disasters.



Scan to subscribe to this briefing.