

FEMA National Watch Center

# Daily Operations Briefing

Wednesday, April 24, 2024

8:30 a.m. ET



**FEMA**

# National Current Ops / Monitoring

---

## New Significant Incidents / Ongoing Ops

- No new significant incidents / operations

## Hazard Monitoring

- Severe thunderstorms – Southern Plains

---

## Disaster Declaration Activity

- No new declaration activity

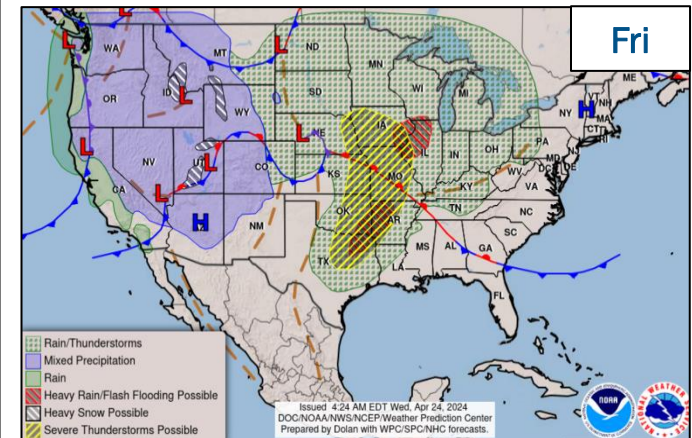
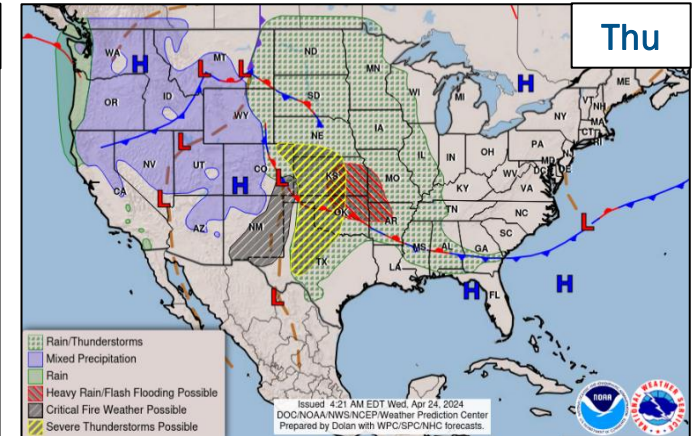
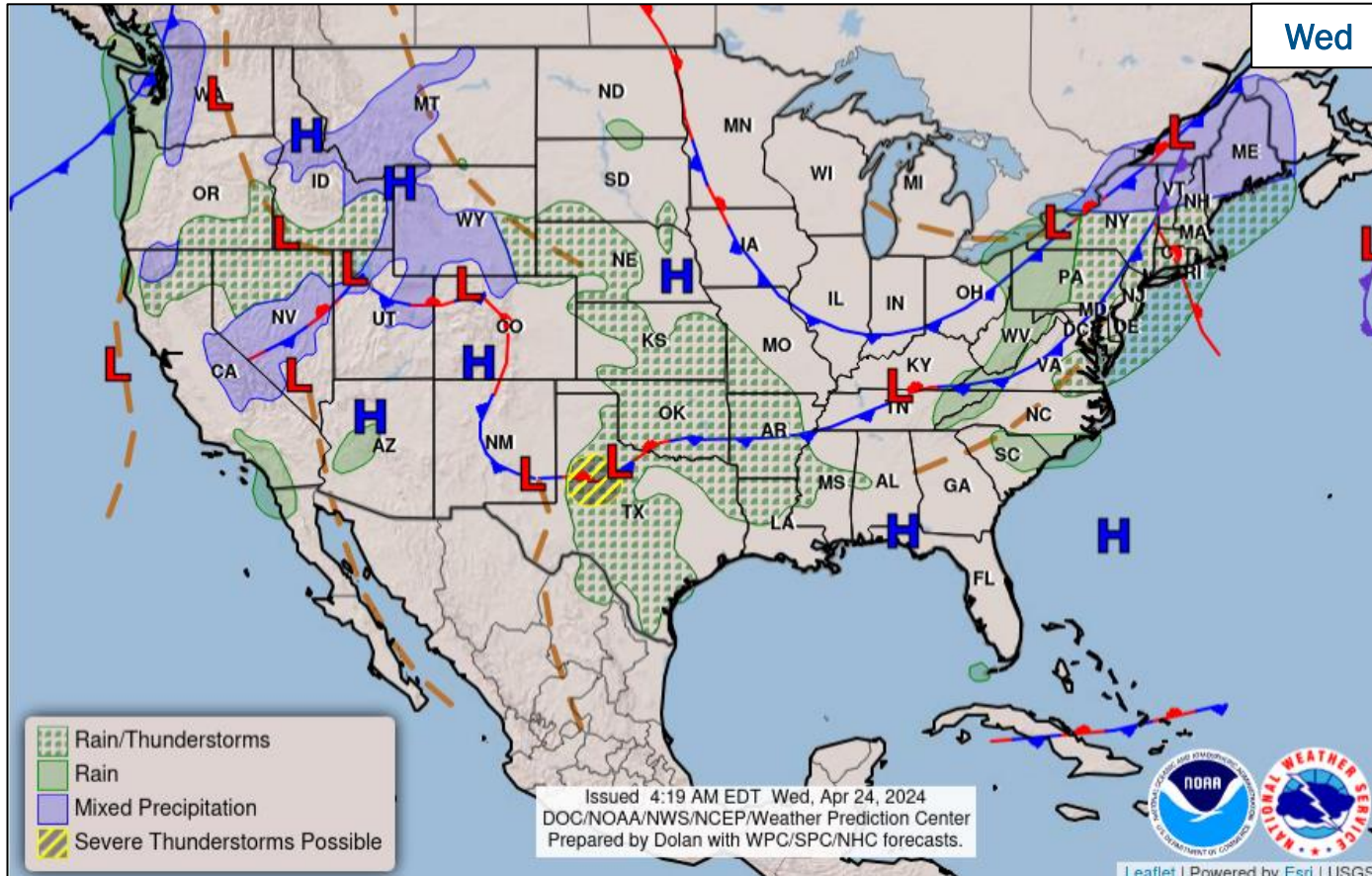
## Event Monitoring

- No new significant events



**FEMA**

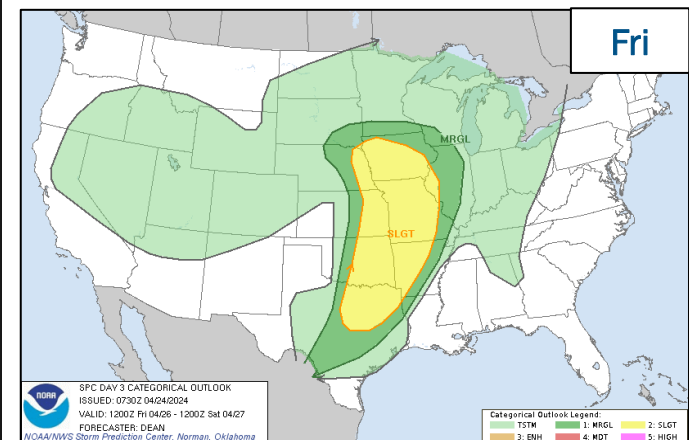
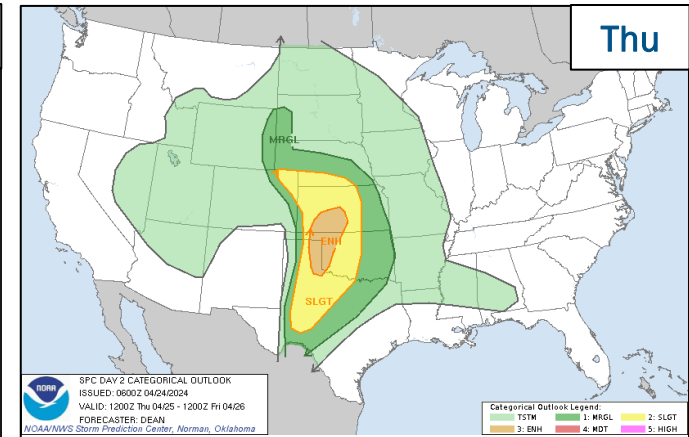
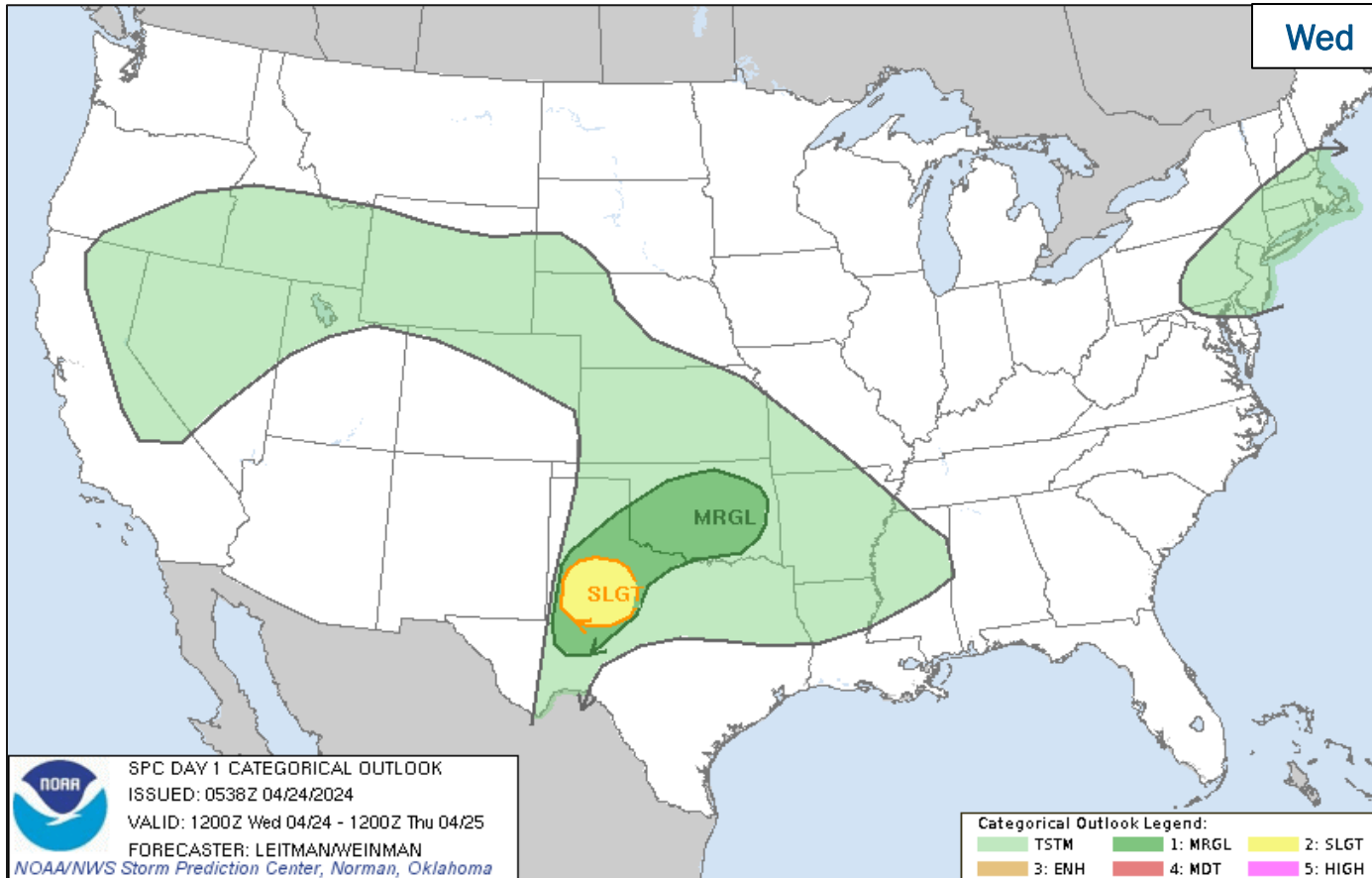
# National Weather Forecast



FEMA

National Watch Center

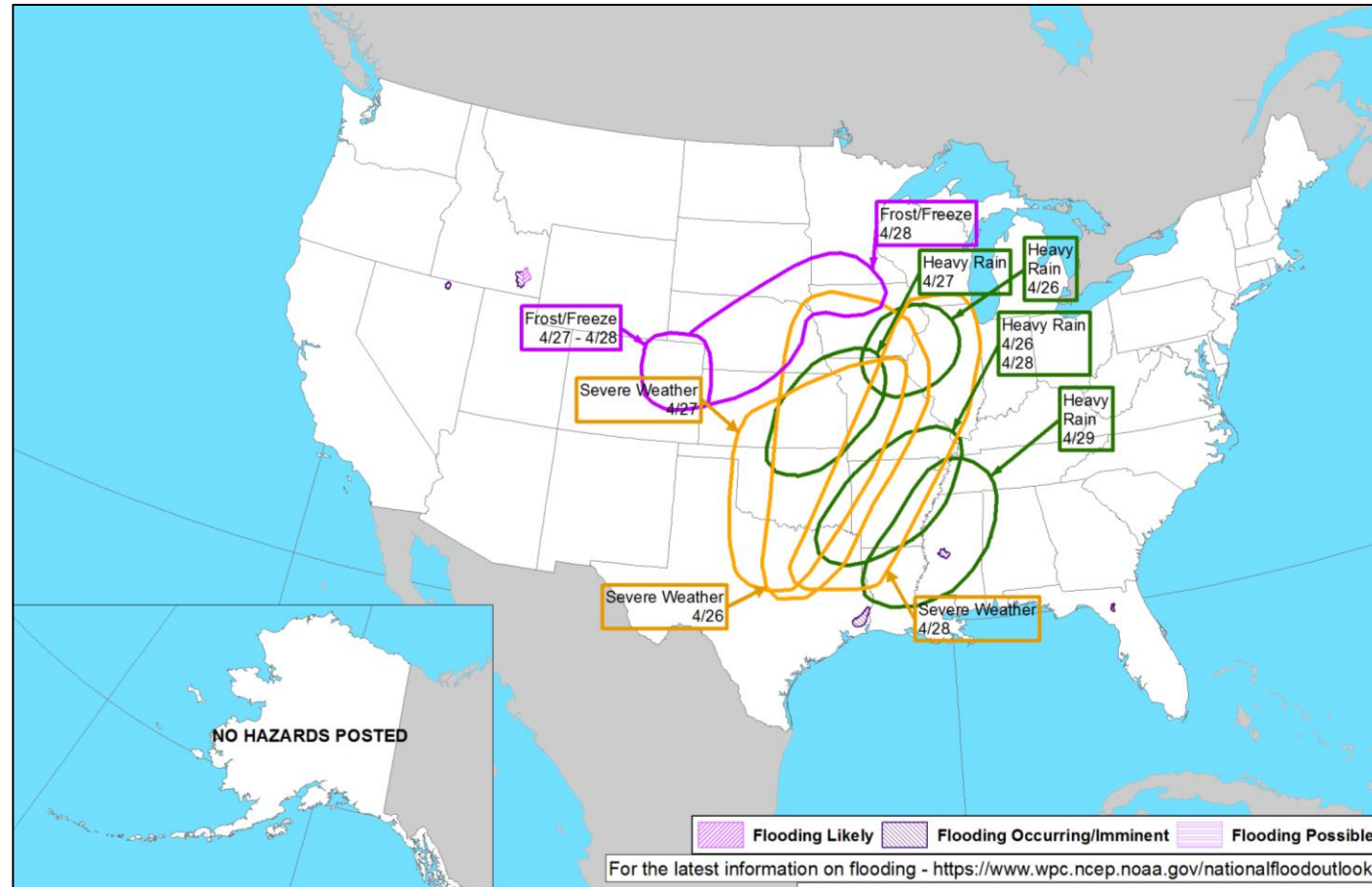
# Severe Weather Outlook



FEMA

National Watch Center

# Hazards Outlook – Apr 26-30



FEMA



# FEMA Common Operating Picture

**21 + 3** Joint Field Offices Virtual Joint Field Offices Supporting  
**76 + 2** Major Disasters Emergency Declarations  
**12** Direct Housing Missions **26** RSF-Supported Disasters

Wednesday  
 April 24, 2024  
 8:30 a.m. ET

FEMA HQ		
NWC	NRCC	
Monitoring	Activated	
FEMA REGIONS		
Watch	RRCC	
Monitoring	I	Rostered
Monitoring	II	Rostered
Monitoring	III	Rostered
Monitoring	IV	Rostered
Monitoring	V	Rostered
Monitoring	VI	Rostered
Monitoring	VII	Rostered
Monitoring	VIII	Rostered
Monitoring	IX	Rostered
Monitoring	X	Rostered

N-IMATs	
2-5 Teams Available	
Red	
White	
Blue	
Gold	
HS	

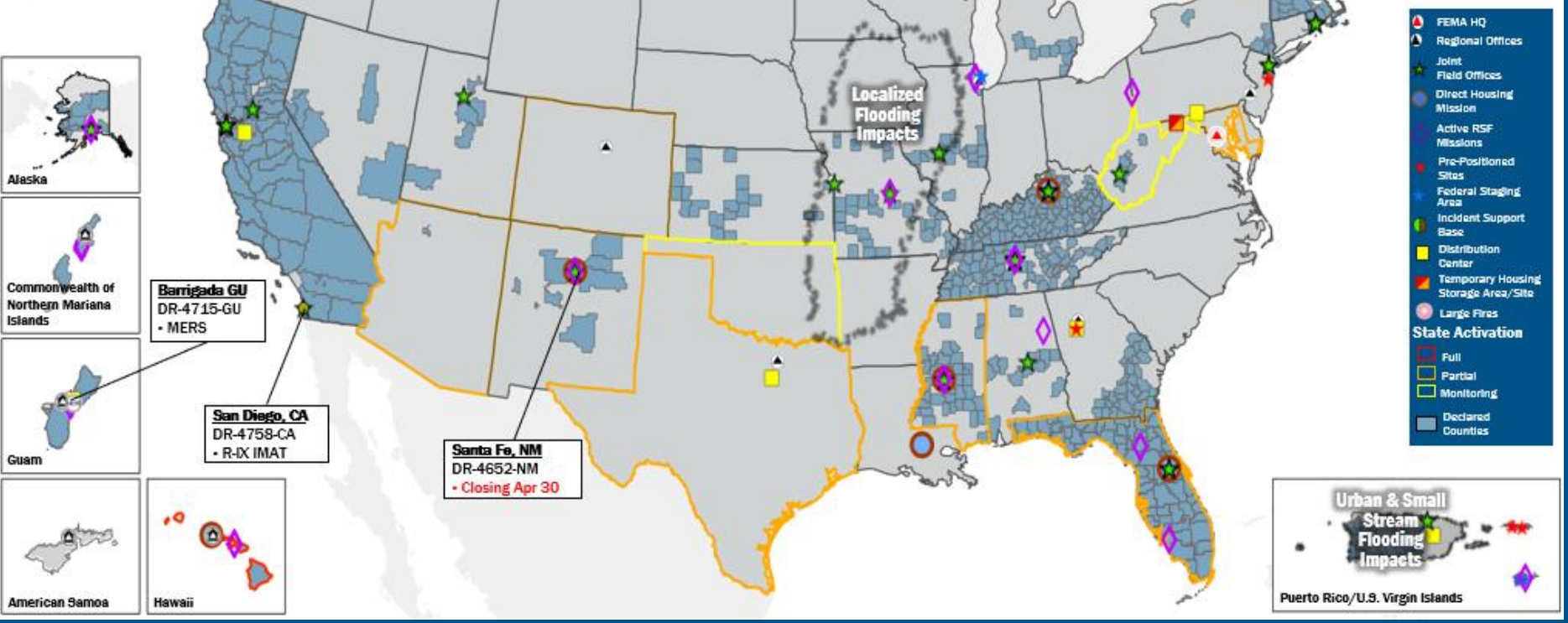
R-IMATs	
≥ 7 Teams Available	
I	ME
II	
III	
IV-1	
IV-2	1
V	
VI-1	
VI-2	3
VII	2
VIII	
IX-1	CA
IX-2	Personnel
X	OR

Notes:	
RWCs/RRCCs/IMATs: • NRCC: Sustained Ops	STATE EOCs: • FL/MS/OK/WV: Severe Weather • TX: Ongoing Threats • AZ/CO: SW Border • OK/WV: Wildfires • MD: Key Bridge Incident • HI: Wildfires • CO: SW Border/U.S. 50 Bridge Closure

Volunteer Force	
Rostered 7,783	Deployed 91
Surge Capacity Force	
Rostered 7,878	Deployed 0

Fully Mission Capable (FMC)
Partially Mission Capable (PMC)
Not Mission Capable (NMC)
Deployed

REGIONAL BREAKDOWN			
I/FO/VFO	DR	EM	
I	4/0	15	2
II	1/1	3	0
III	1/0	1	0
IV	5/0	19	0
V	1/0	3	0
VI	1/0	1	0
VII	2/0	2	0
VIII	1/0	2	0
IX	2/1	21	0
X	3/1	9	0



## IM Workforce

13,872 (+3) Assigned  
 4,435 (+2) Unavailable  
 5,109 (+34) Deployed

---

31% / 4,328 (-33) Available

## IM Cadre Availability

10 Cadres ≤ 25% Availability

Environmental Planning and Historic Preservation: 19% (154/798); Field Leadership: 19% (29/149); Financial Management: 13% (28/224); Hazard Mitigation: 22% (283/1,265); Human Resources: 17% (30/178); Operations: 20% (65/322); Public Assistance: 23% (512/2,183); Planning: 11% (52/460); Safety: 9% (7/80); Security: 17% (24/140)

## MERS

> 66%

36 Assigned  
 0 Unavailable  
 0 Deployed

---

36 Available

## US&R

> 66%

28 Assigned  
 1 Unavailable  
 0 Deployed

---

27 Available

## FCO

≤ 1 Type I

49 Assigned  
 6 Unavailable  
 37 (24 FCOR) Deployed

---

6 Available

# Joint Preliminary Damage Assessments

Region	State / Location	Incident	IA	Number of Counties		Start - End
			PA	Requested	Complete	
I	RI	Flooding Jan 8-17	IA	3	3	2/15 - 2/22
			PA	4	3	2/26 - TBD
	ME	Severe Winter Storm Apr 3-4	IA	0	0	N/A
			PA	2	0	TBD
III	WV	Severe Winter Storms Apr 2-7	IA	11	0	4/16 - TBD
			PA	0	0	N/A
IV	KY	Severe Storms and Tornadoes Apr 1-2	IA	11	11	4/16 - 4/18
			PA	40	0	4/23 - TBD
V	OH	Flooding Apr 1-4	IA	0	0	N/A
			PA	10	0	5/1 - TBD
VII	NE	Severe Storms Apr 6-7	IA	0	0	N/A
			PA	8	0	4/15 - TBD



**FEMA**

# Declaration Requests in Process – 7

State / Tribe / Territory – Incident Description	Type	IA	PA	HM	Requested
OH – Train Derailment	DR	X	X	X	Jul 3
IA – Severe Winter Storms and Snowstorm	DR		X	X	Feb 13
MA – Severe Storms and Flooding (APPEAL)	DR	X	X	X	Mar 11
SBKN* – Severe Storms and Flooding	DR		X	X	Mar 21
WA – Severe Winter Storms, Straight-line Winds, Flooding, Landslides, and Mudslides	DR		X	X	Mar 22
OH – Tornadoes	DR	X		X	Mar 29
KS – Severe Winter Storm	DR		X	X	Apr 9

\*Sycuan Band of the Kumeyaay Nation



**FEMA**





# FEMA

Helping people before, during, and after disasters.



*Scan to subscribe to this briefing.*