

FEMA National Watch Center

# Daily Operations Briefing

Friday, April 26, 2024

8:30 a.m. ET



**FEMA**

# National Current Ops / Monitoring

---

## New Significant Incidents / Ongoing Ops

- No new significant incidents / operations

## Hazard Monitoring

- Severe Thunderstorms/Heavy Rain/Flash Flooding – Middle Mississippi Valley to the Southern Plains
- Critical Fire Weather – New Mexico and Texas

---

## Disaster Declaration Activity

- No new declaration activity

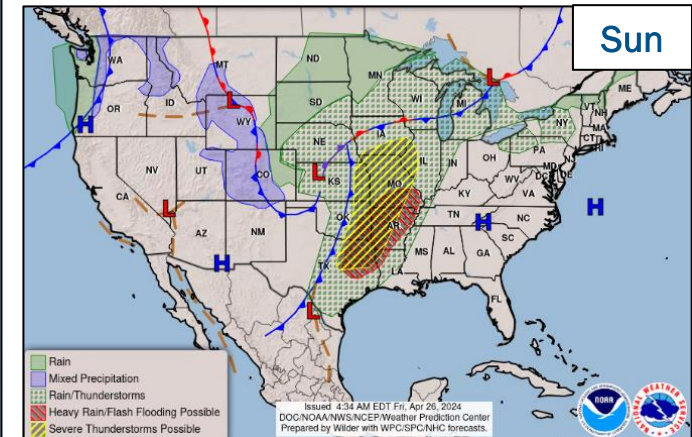
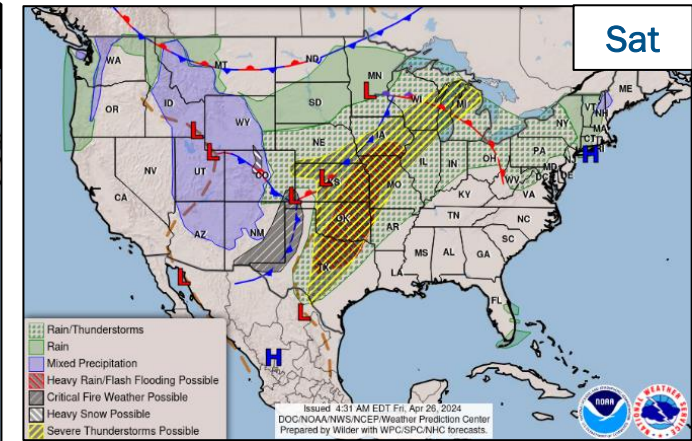
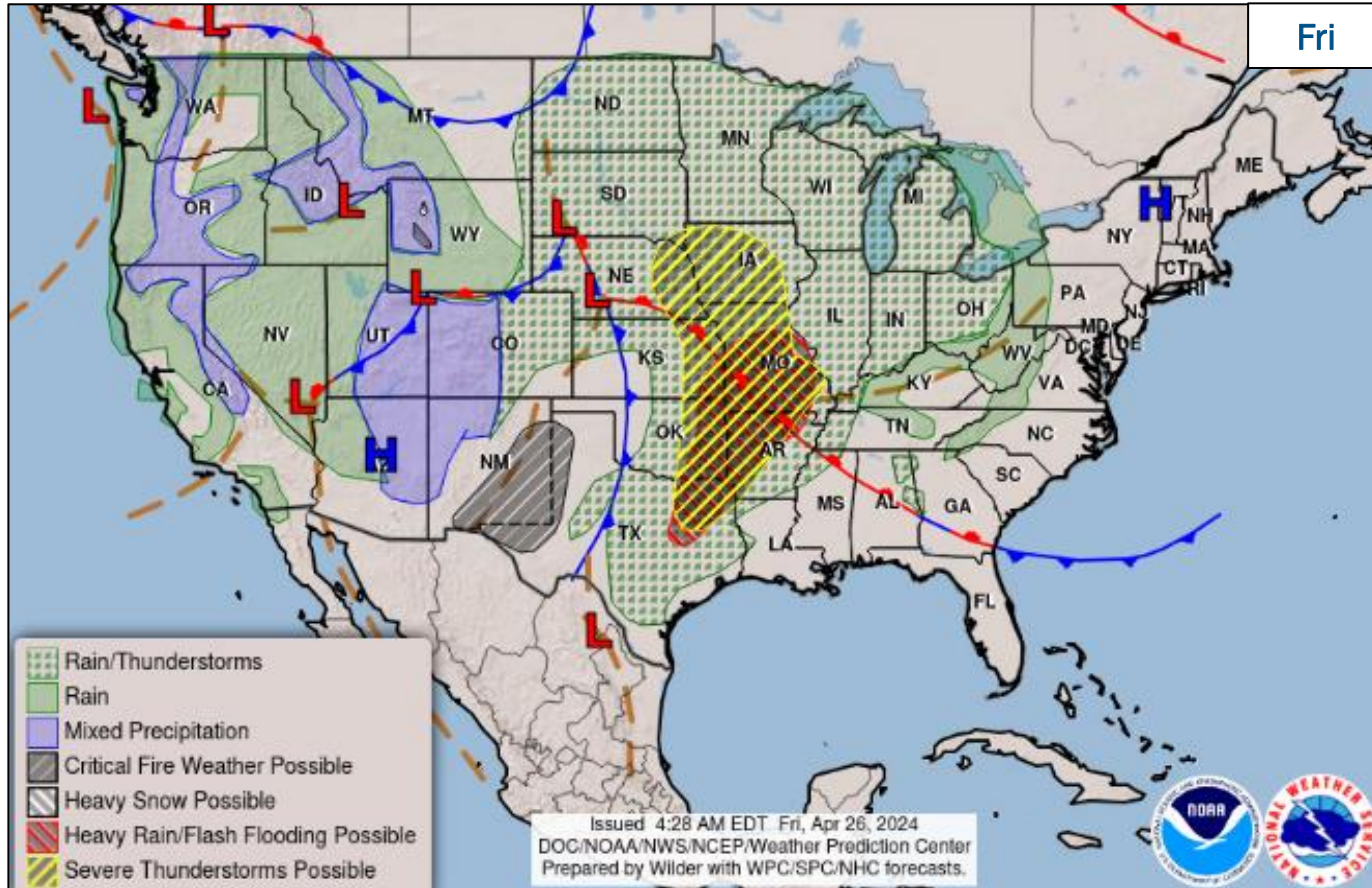
## Event Monitoring

- No new significant events



**FEMA**

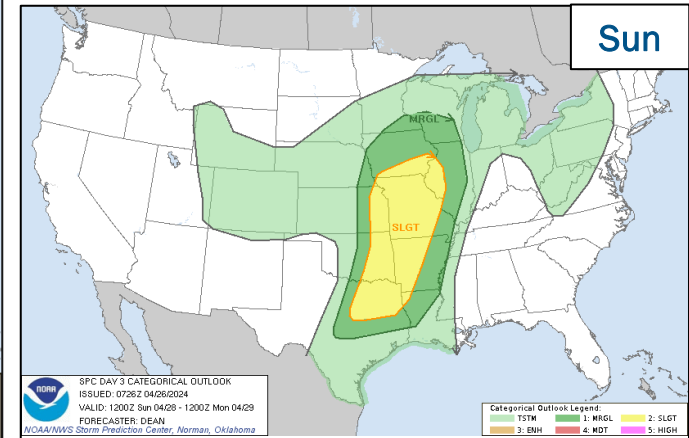
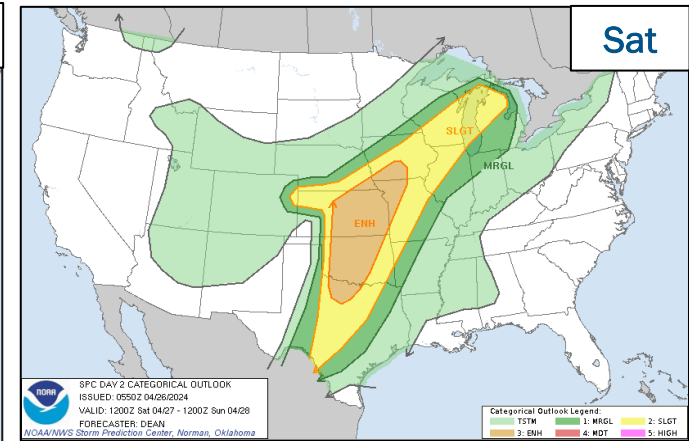
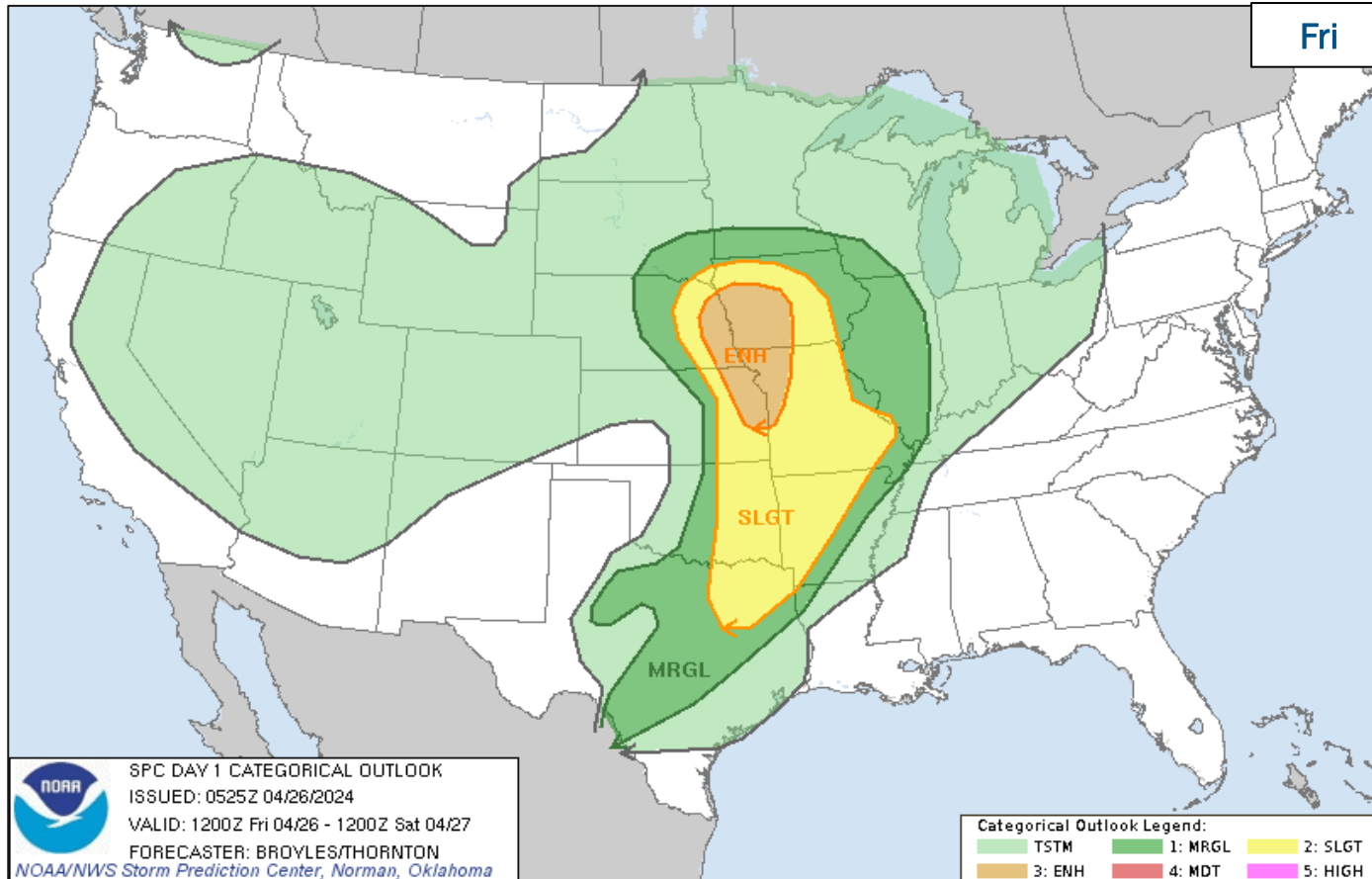
# National Weather Forecast



**FEMA**

National Watch Center

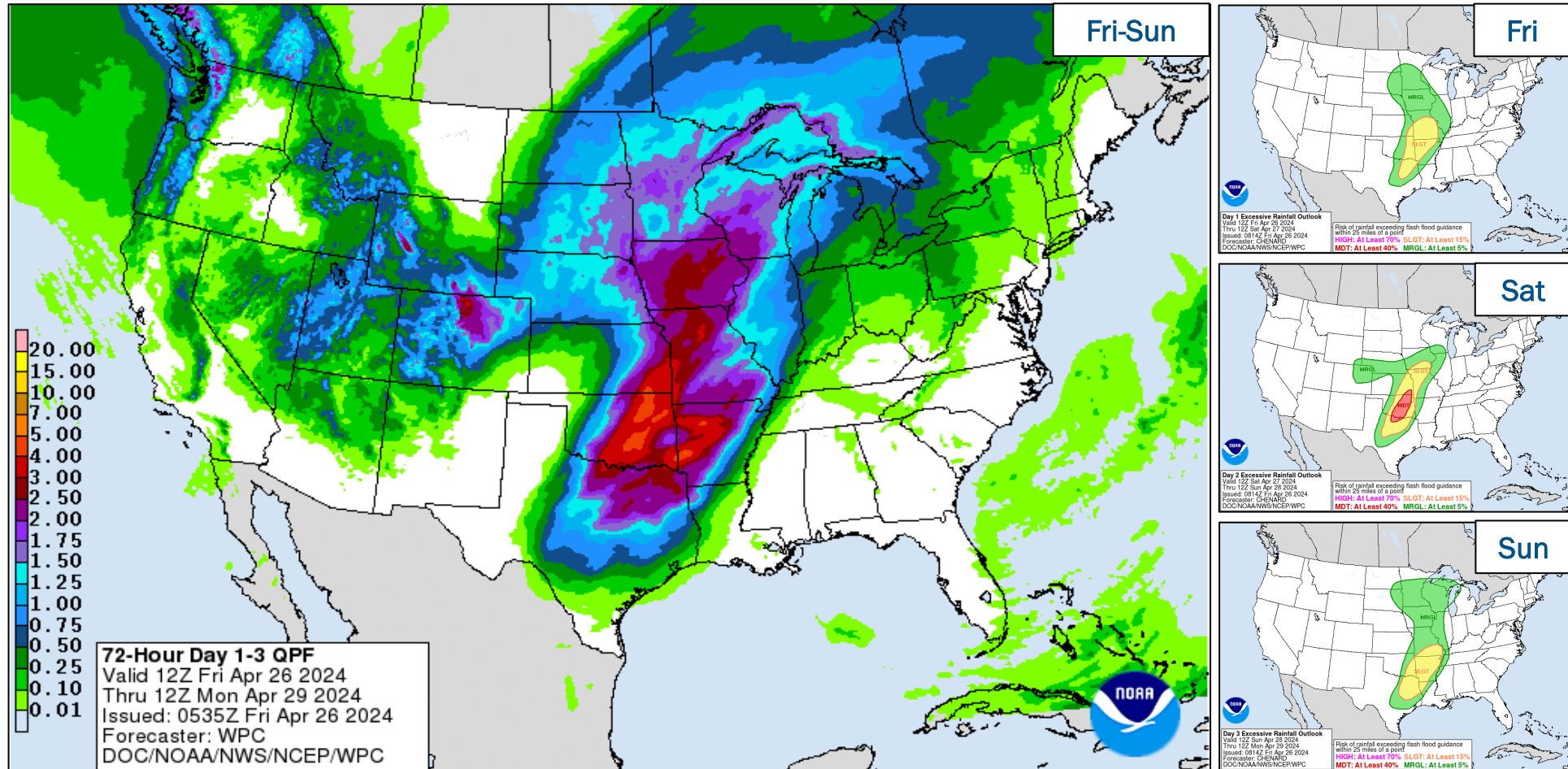
# Severe Weather Outlook



FEMA

National Watch Center

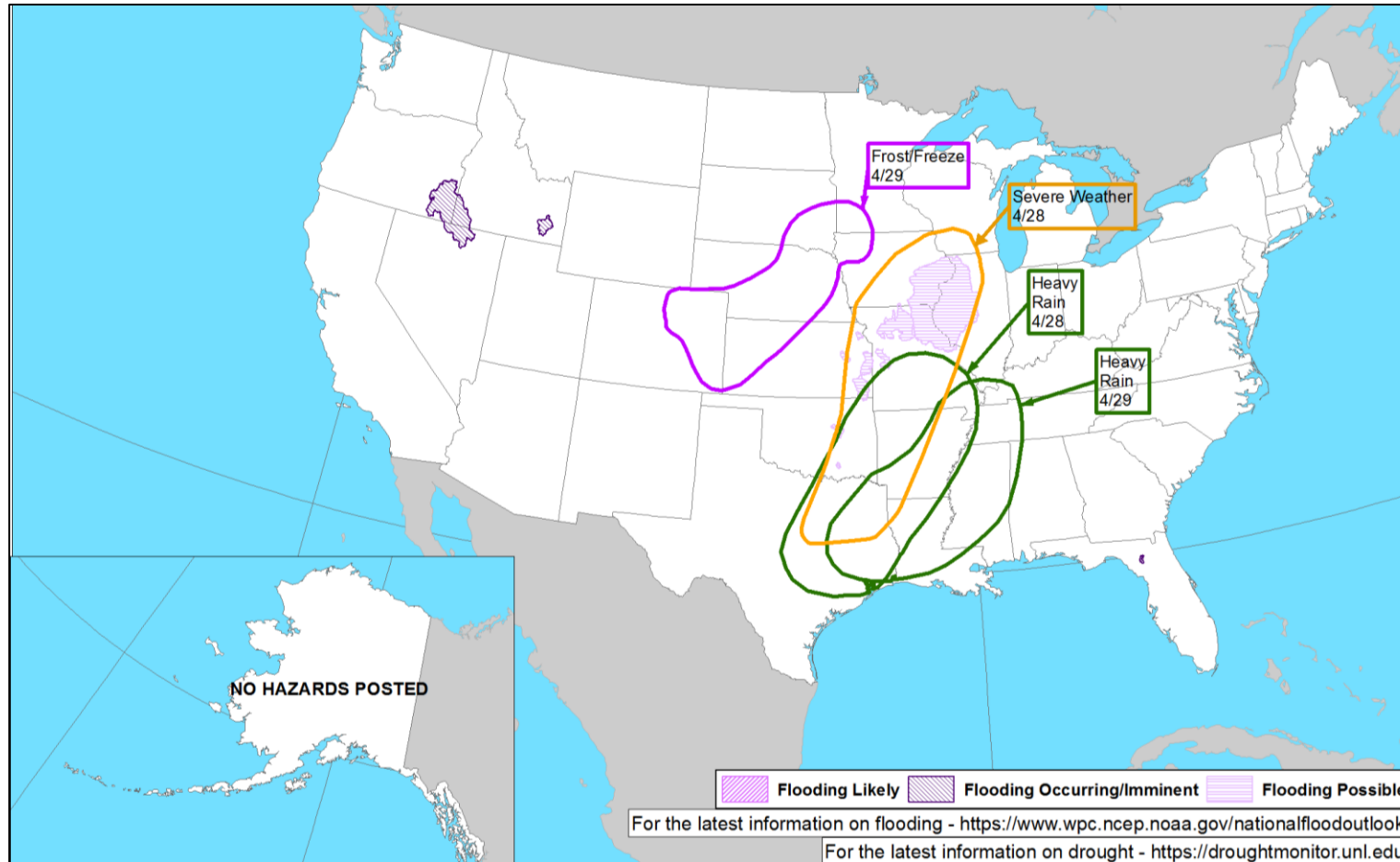
# Precipitation & Excessive Rainfall



FEMA

National Watch Center

# Hazards Outlook – Apr 28–May 2



FEMA

# FEMA Common Operating Picture

**21 + 3** Joint Field Offices Virtual Joint Field Offices Supporting  
**76 + 2** Major Disasters Emergency Declarations  
**12** Direct Housing Missions **26** RSF-Supported Disasters

Friday  
 April 26, 2024  
 8:30 a.m. ET

FEMA HQ		
NWC	NRCC	
Monitoring	Activated	
FEMA REGIONS		
Watch	RRCC	
Monitoring	I	Rostered
Monitoring	II	Rostered
Monitoring	III	Rostered
Monitoring	IV	Rostered
Monitoring	V	Rostered
Enhanced	VI	Rostered
Monitoring	VII	Rostered
Monitoring	VIII	Rostered
Monitoring	IX	Rostered
Monitoring	X	Rostered

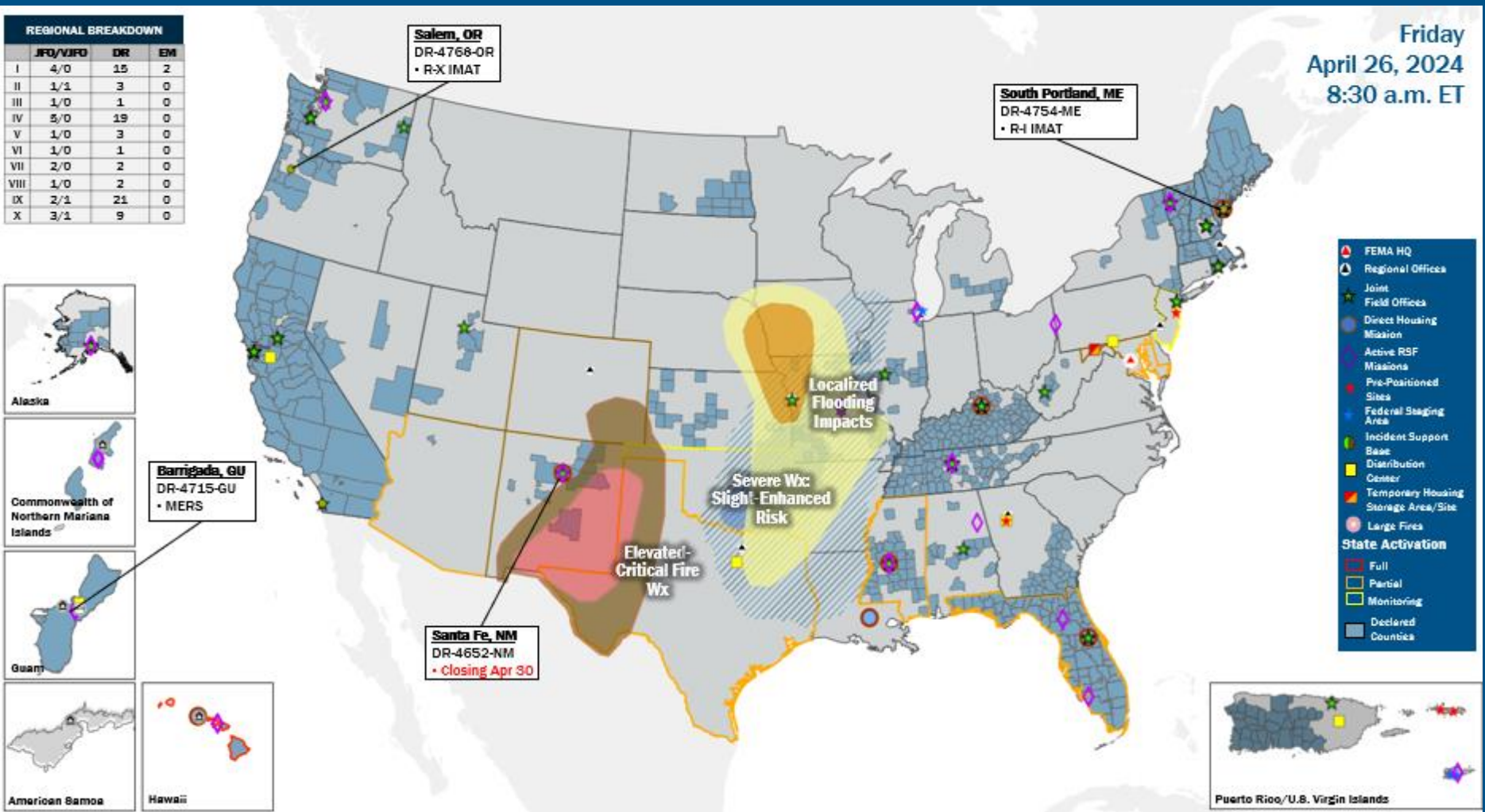
N-IMATs	
2-5 Teams Available	
Red	
White	
Blue	
Gold	
HS	

R-IMATs	
≥ 7 Teams Available	
I	ME
II	
III	
IV-1	
IV-2	1
V	
VI-1	
VI-2	3
VII	2
VIII	
IX-1	Demobilizing
IX-2	Personnel
X	OR

**Notes:**  
**RWCs/RRCCs/IMATs:**  
 NRCC: Sustained Ops  
 RVI: Severe Weather  
**STATE EOCs:**  
 FL/MS/OK/WV: Severe Weather  
 TX: Ongoing Threats  
 AZ/CO: SW Border  
 MD: Key Bridge Incident  
 HI/NU/OK/WV: Wildfires  
 CO: U.S. 50 Closure

Volunteer Force	
Rostered 7,784	Deployed 91
Surge Capacity Force	
Rostered 7,878	Deployed 0

Fully Mission Capable (FMC)
Partially Mission Capable (PMC)
Not Mission Capable (NMC)
Deployed



**IM Workforce**  
 13,895 (-6) Assigned  
 4,363 (-51) Unavailable  
 5,209 (+26) Deployed  
 31% / 4,323 (+19) Available

**IM Cadre Availability**  
 10 Cadres ≤ 25% Availability  
 Environmental Planning and Historic Preservation: 19% (153/798); Field Leadership: 19% (29/149); Financial Management: 12% (27/224); Hazard Mitigation: 23% (288/1,263); Human Resources: 19% (33/176); Operations: 20% (66/322); Public Assistance: 23% (496/2,181); Planning: 11% (52/467); Safety: 9% (7/79); Security: 17% (24/140)

**MERS**  
 > 66%  
 36 Assigned  
 0 Unavailable  
 1 (+1) Deployed  
 35 (-1) Available

**US&R**  
 > 66%  
 28 Assigned  
 1 Unavailable  
 0 Deployed  
 27 Available

**FCO**  
 ≤ 1 Type I  
 49 Assigned  
 6 Unavailable  
 37 (24 FCOR) Deployed  
 6 Available

# Joint Preliminary Damage Assessments

Region	State / Location	Incident	IA	Number of Counties		Start - End
			PA	Requested	Complete	
I	ME	Severe Winter Storm Apr 3-4	IA	0	0	N/A
			PA	2	0	4/19 - TBD
	NH	Severe Storms and Flooding Apr 3 - Continuing	IA	0	0	N/A
			PA	10	0	TBD
IV	KY	Severe Storms and Tornadoes Apr 1-2	IA	11	11	4/16 - 4/18
			PA	40	21 (+20)	4/23 - TBD
V	OH	Flooding Apr 1-4	IA	0	0	N/A
			PA	10	0	5/1 - TBD
VII	NE	Severe Storms Apr 6-7	IA	0	0	N/A
			PA	8	0	4/15 - TBD



FEMA



# Declaration Requests in Process – 7

State / Tribe / Territory – Incident Description	Type	IA	PA	HM	Requested
OH – Train Derailment	DR	X	X	X	Jul 3
IA – Severe Winter Storms and Snowstorm	DR		X	X	Feb 13
MA – Severe Storms and Flooding (APPEAL)	DR	X	X	X	Mar 11
SBKN* – Severe Storms and Flooding	DR		X	X	Mar 21
WA – Severe Winter Storms, Straight-line Winds, Flooding, Landslides, and Mudslides	DR		X	X	Mar 22
OH – Tornadoes	DR	X		X	Mar 29
KS – Severe Winter Storm	DR		X	X	Apr 9

\*Sycuan Band of the Kumeyaay Nation



**FEMA**



# FEMA

Helping people before, during, and after disasters.



*Scan to subscribe to this briefing.*