

FEMA National Watch Center

# Daily Operations Briefing

Thursday, May 2, 2024

8:30 a.m. ET



**FEMA**

# National Current Ops / Monitoring

---

## New Significant Incidents / Ongoing Ops

- No new significant incidents / operations

## Hazard Monitoring

- Heavy Rain/Flash Flooding/Severe Thunderstorms – Southern and Central Plains
- Elevated Fire Weather – New Mexico and western Texas

---

## Disaster Declaration Activity

- No new declaration activity

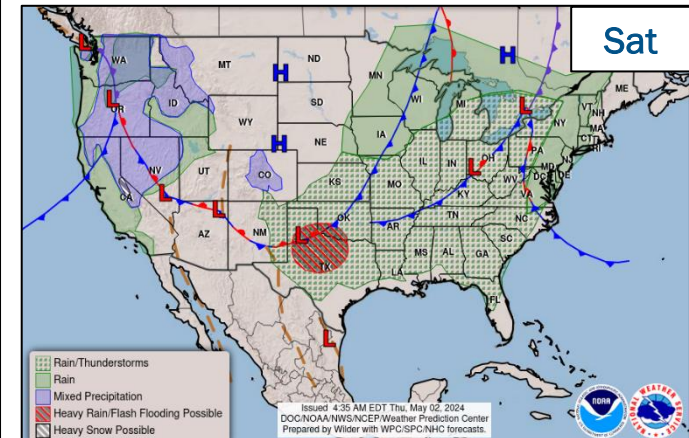
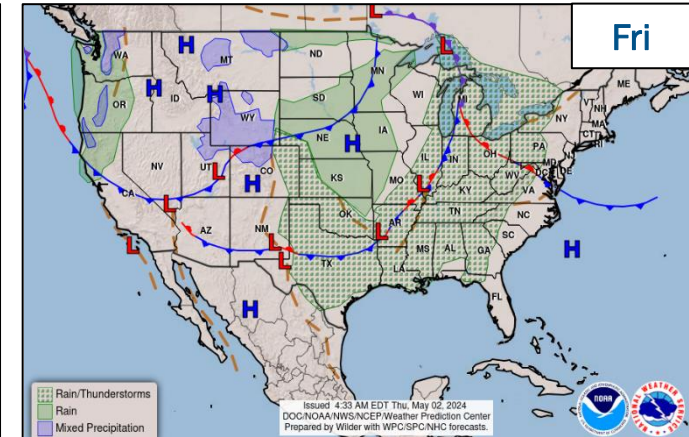
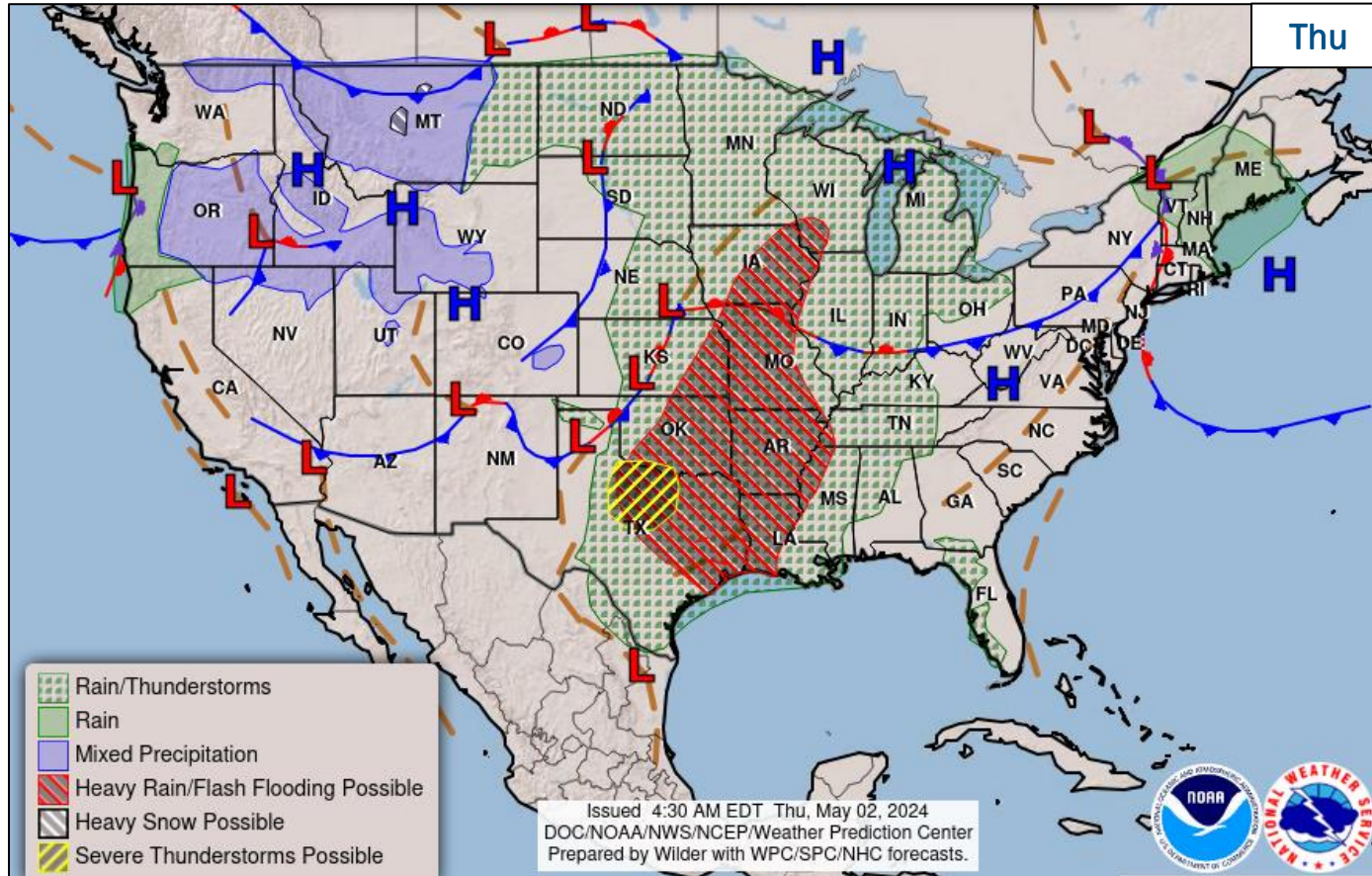
## Event Monitoring

- No new significant events



**FEMA**

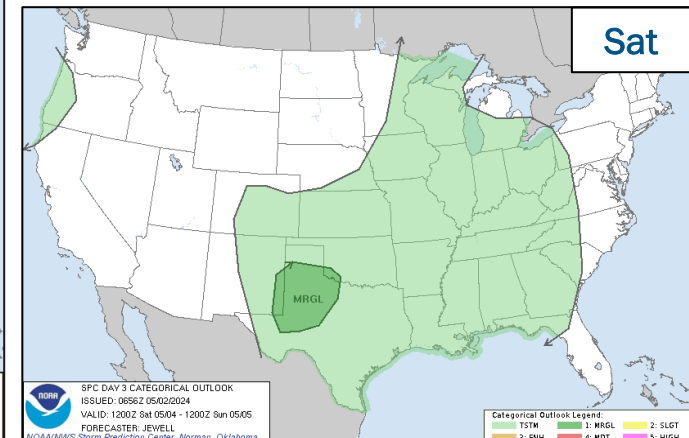
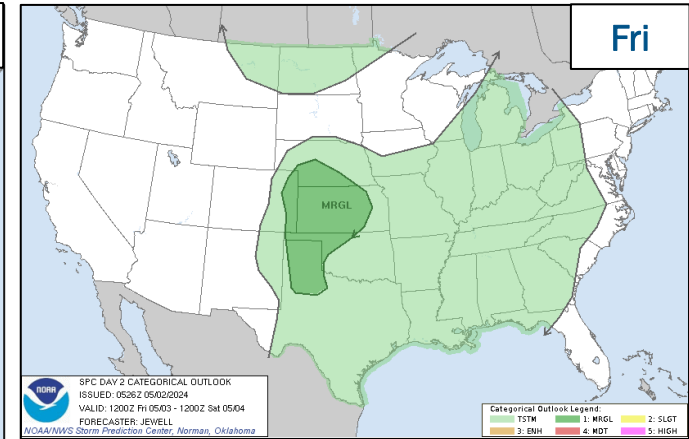
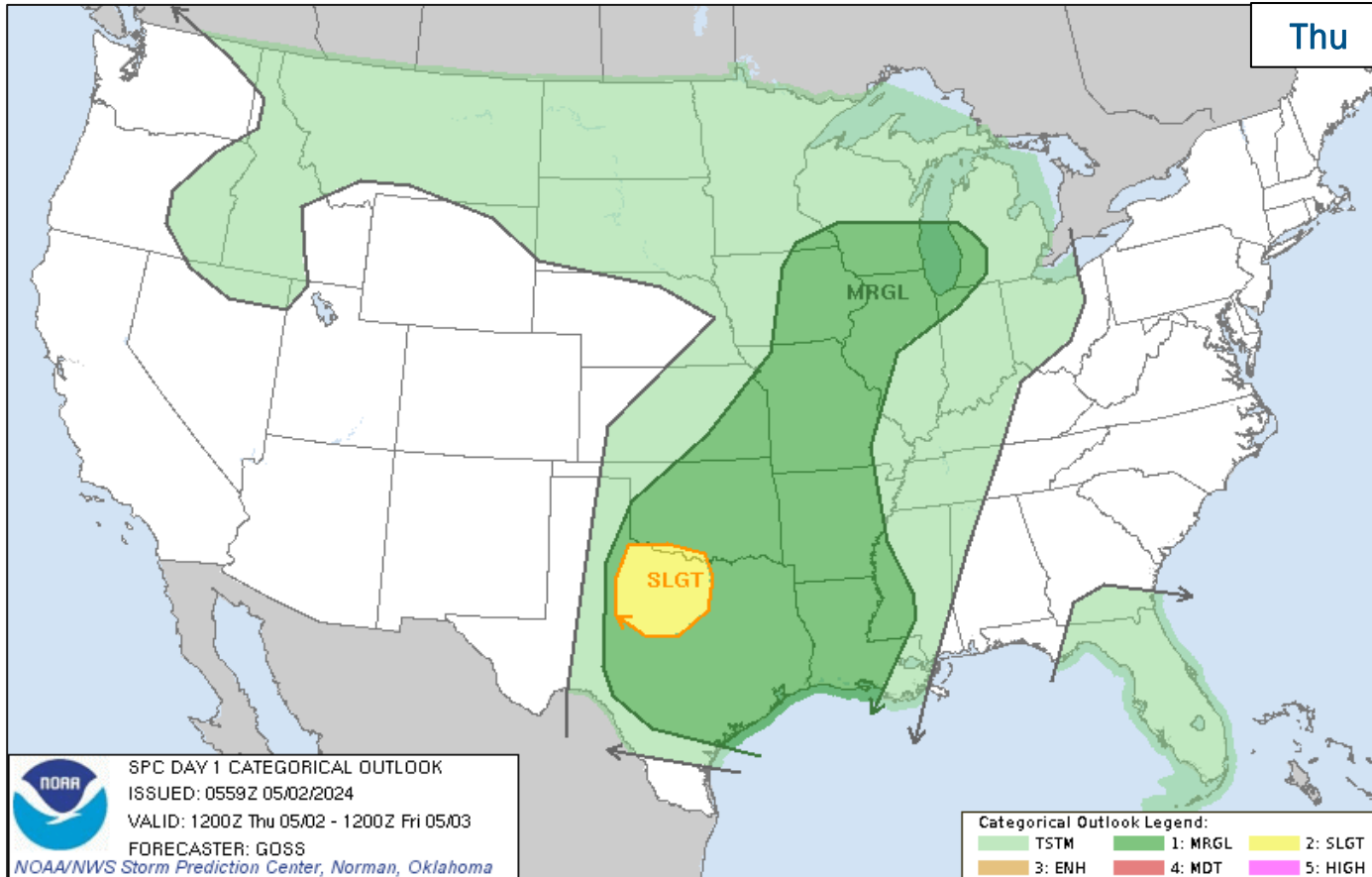
# National Weather Forecast



FEMA

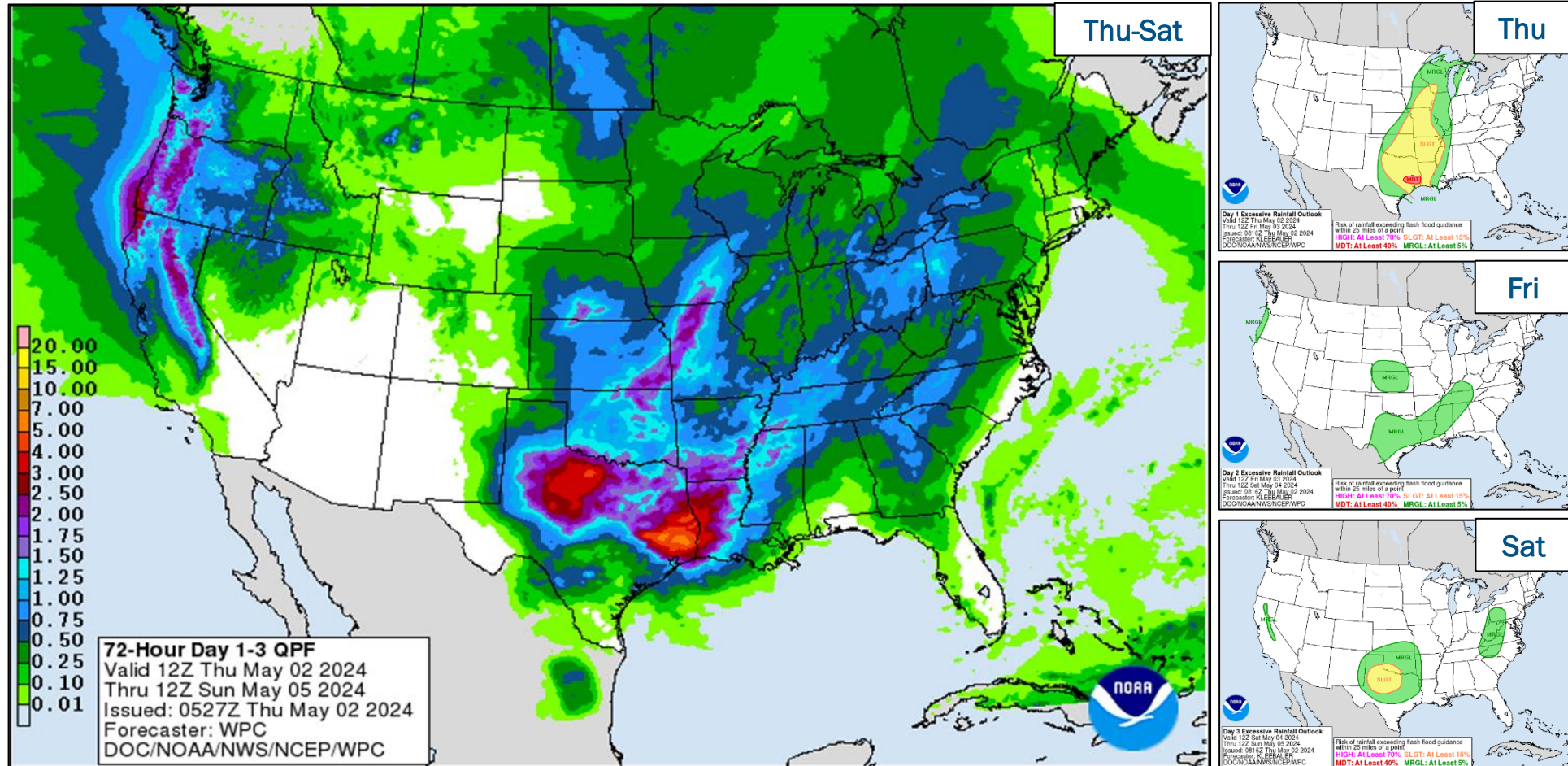
National Watch Center

# Severe Weather Outlook



FEMA

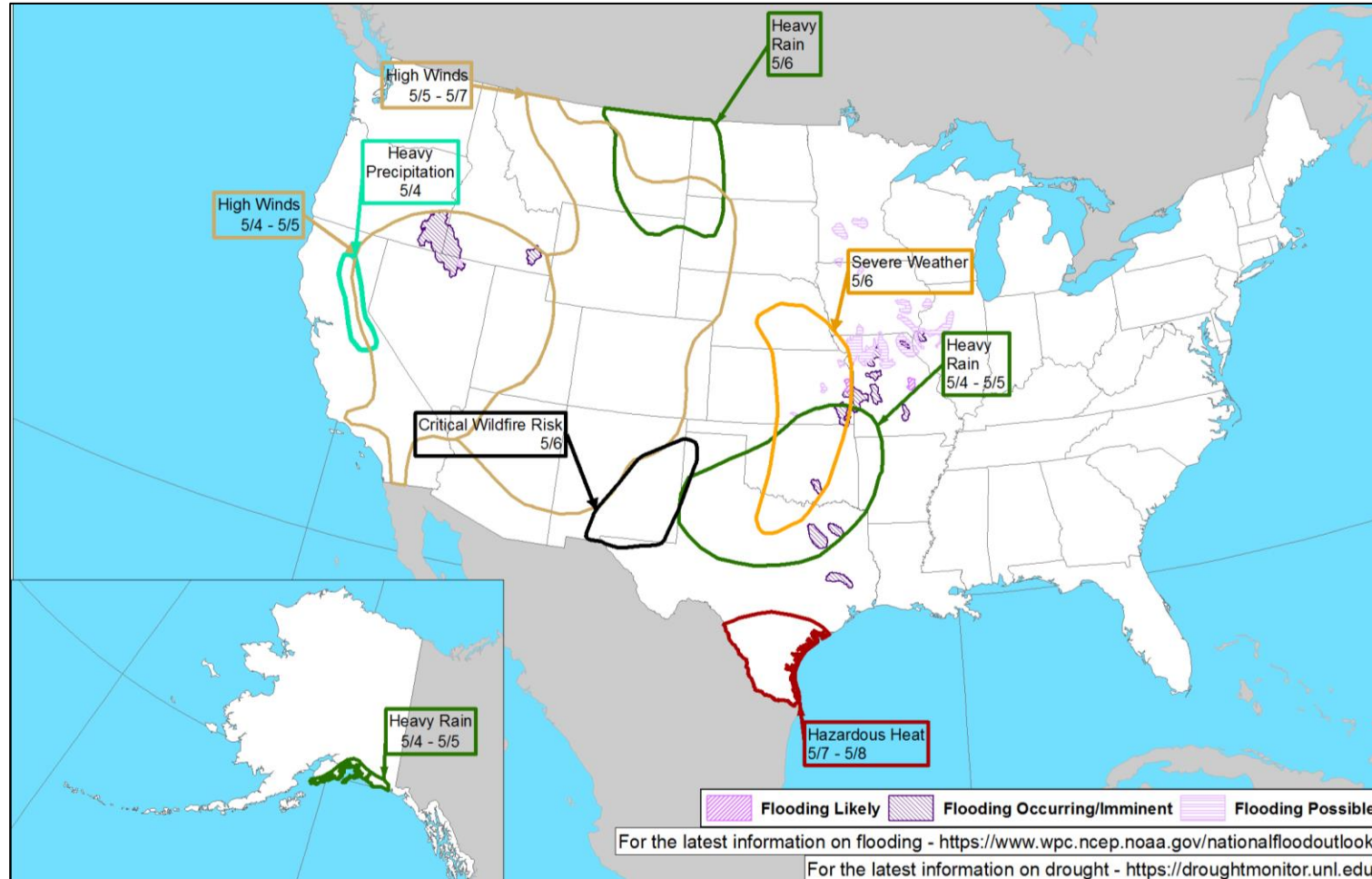
# Precipitation & Excessive Rainfall



FEMA

National Watch Center

# Hazards Outlook – May 4-8



FEMA

# FEMA Common Operating Picture

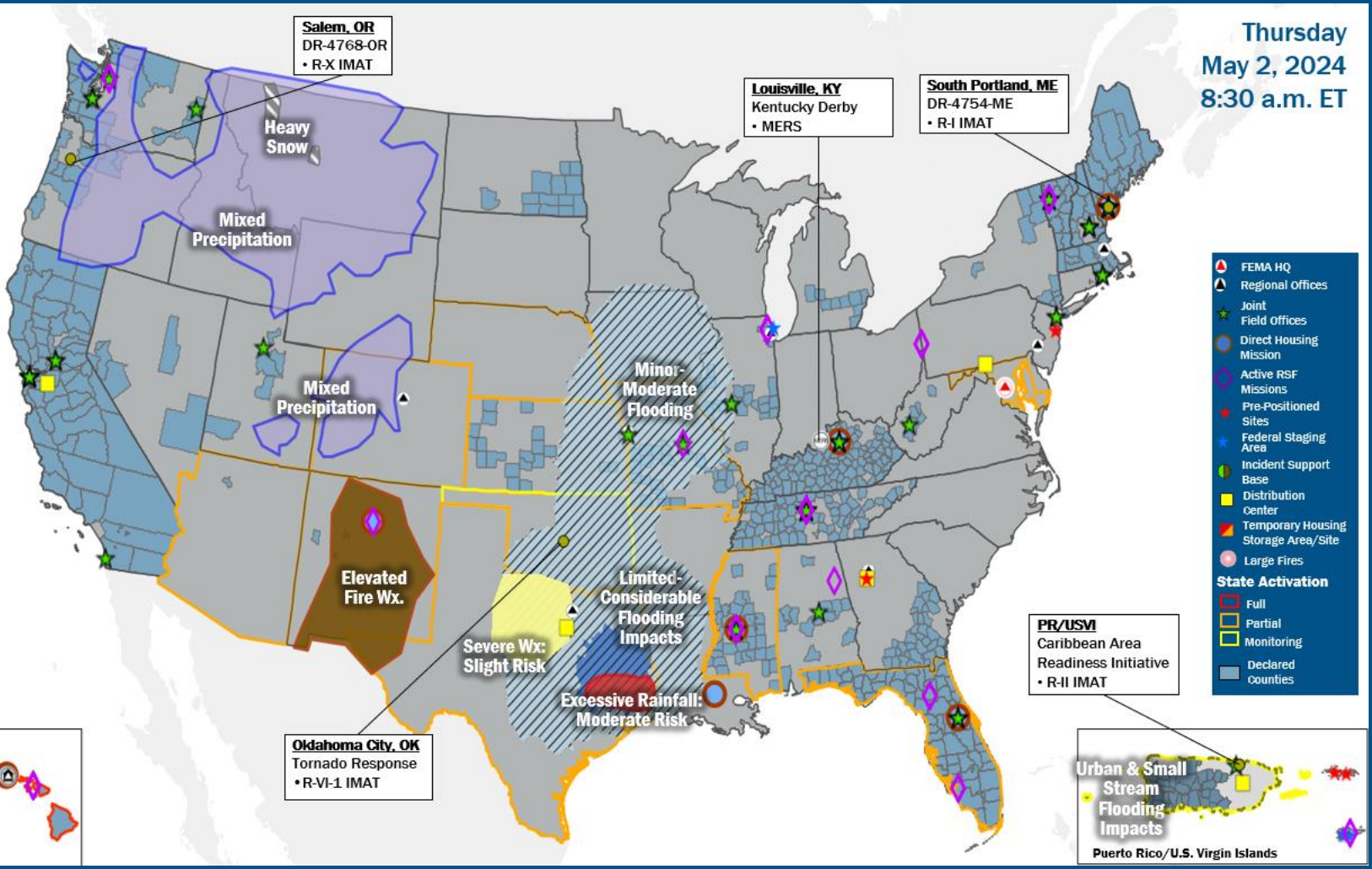
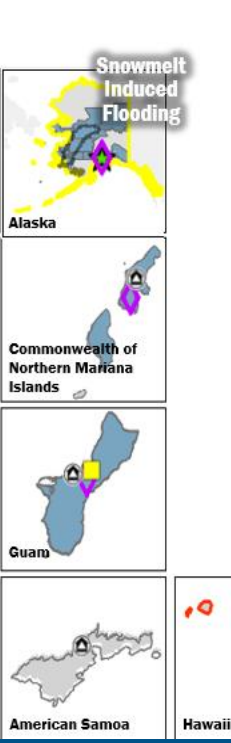
**20 + 3** Joint Field Offices Virtual Joint Field Offices Supporting  
**78 + 2** Major Disasters Emergency Declarations  
**12** Direct Housing Missions  
**26** RSF-Supported Disasters

Thursday  
 May 2, 2024  
 8:30 a.m. ET

FEMA HQ	
NWC	NRCC
Monitoring	Activated
FEMA REGIONS	
Watch	RRCC
Monitoring	I Rostered
Monitoring	II Rostered
Monitoring	III Rostered
Monitoring	IV Rostered
Monitoring	V Rostered
Monitoring	VI Rostered
Monitoring	VII Rostered
Monitoring	VIII Rostered
Monitoring	IX Rostered
Monitoring	X Rostered
Notes:	
RWCs/RRCCs/IMATs: • NRCC: Sustained Ops	STATE EOCs: • FL/KS/MO/MS/NE/OK: Severe Weather • TX: Ongoing Threats • AZ: SW Border • MD: Key Bridge Incident • HI/OK: Wildfires • CO: U.S. 50 Closure • AK: 2024 Riverwatch Operations • PR: May Day Protests
Volunteer Force	
Rostered 7,794	Deployed 83 (-5)
Surge Capacity Force	
Rostered 7,880	Deployed 0

N-IMATs	
2-5 Teams Available	
Red	
White	
Blue	
Gold	
HS	
R-IMATs	
≥ 7 Teams Available	
I	ME
II	PR/USVI
III	3
IV-1	
IV-2	2
V	
VI-1	OK
VI-2	
VII	
VIII	1
IX-1	Personnel
IX-2	Personnel
X	OR
Fully Mission Capable (FMC)	
Partially Mission Capable (PMC)	
Not Mission Capable (NMC)	
Deployed	

REGIONAL BREAKDOWN			
	JFO/VJFO	DR	EM
I	4/0	15	2
II	1/1	3	0
III	1/0	1	0
IV	5/0	19	0
V	1/0	3	0
VI	0/0	1	0
VII	2/0	3	0
VIII	1/0	2	0
IX	2/1	21	0
X	3/1	10	0



**FEMA HQ**  
 Regional Offices  
 Joint Field Offices  
 Direct Housing Mission  
 Active RSF Missions  
 Pre-Positioned Sites  
 Federal Staging Area  
 Incident Support Base  
 Distribution Center  
 Temporary Housing Storage Area/Site  
 Large Fires  
**State Activation**  
 Full  
 Partial  
 Monitoring  
 Declared Counties

## IM Workforce

13,907 Assigned  
 4,378 (-68) Unavailable  
 5,284 (+80) Deployed  
 30% / 4,177 (-148) Available

## IM Cadre Availability

9 Cadres ≤ 25% Availability

Environmental Planning and Historic Preservation: 20% (162/804); Field Leadership: 15% (22/149); Financial Management: 11% (25/224); Hazard Mitigation: 24% (298/1,264); Human Resources: 19% (34/176); Public Assistance: 23% (509/2,187); Planning: 12% (55/465); Safety: 19% (15/80); Security: 18% (25/141)

## MERS

> 66%

36 Assigned  
 0 Unavailable  
 0 Deployed  
 36 Available

## US&R

> 66%

28 Assigned  
 1 Unavailable  
 0 Deployed  
 27 Available

## FCO

≤ 1 Type I

49 Assigned  
 10 (+1) Unavailable  
 32 (+1)(26 FCOR) Deployed  
 7 (-1) Available

# Joint Preliminary Damage Assessments

Region	State / Location	Incident	IA	Number of Counties		Start - End
			PA	Requested	Complete	
I	ME	Severe Winter Storm Apr 3-4	IA	0	0	N/A
			PA	2	0	4/19 - TBD
	NH	Severe Storms and Flooding Apr 3 - Continuing	IA	0	0	N/A
			PA	10	0	5/6 - TBD
IV	KY	Severe Storms and Tornadoes Apr 1-2	IA	11	11	4/16 - 4/18
			PA	37 (-4)	36	4/23 - TBD
	SC	Severe Storms and Hail Apr 20	IA	1	0	5/1 - TBD
			PA	0	0	N/A
	MS	Severe Weather (Tornadoes/Thunderstorms/Flash Flooding) Apr 8-11	IA	6	0	5/3 - TBD
			PA	0	0	N/A
V	OH	Flooding Apr 1-4	IA	0	0	N/A
			PA	10	0	5/1 - TBD
VII	NE	Severe Storms Apr 6-7	IA	0	0	N/A
			PA	8	0	4/15 - TBD
IX	HI	Kauai April Rain Apr 11-14	IA	1	0	4/29 - TBD
			PA	1	0	4/29 - TBD



FEMA



# Declaration Requests in Process – 5

State / Tribe / Territory – Incident Description	Type	IA	PA	HM	Requested
OH – Train Derailment	DR	X	X	X	Jul 3
MA – Severe Storms and Flooding (APPEAL)	DR	X	X	X	Mar 11
SBKN* – Severe Storms and Flooding	DR		X	X	Mar 21
OH – Tornadoes	DR	X		X	Mar 29
KY – Severe Storms, Straight-Line Winds, Tornadoes, Landslides, and Mudslides	DR	X		X	Apr 30

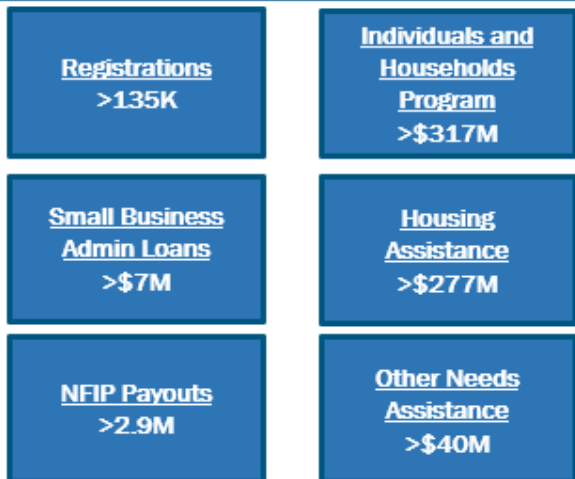
\*Sycuan Band of the Kumeyaay Nation



**FEMA**

# FCO Senior Leadership COP Brief FEMA 4757-DR-MI: John Boyle

## INDIVIDUAL ASSISTANCE

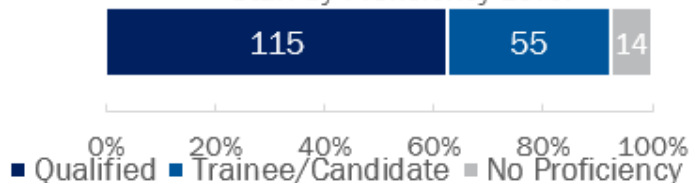


Transitional Shelter Assistance  
NA

## STAFF SUMMARY

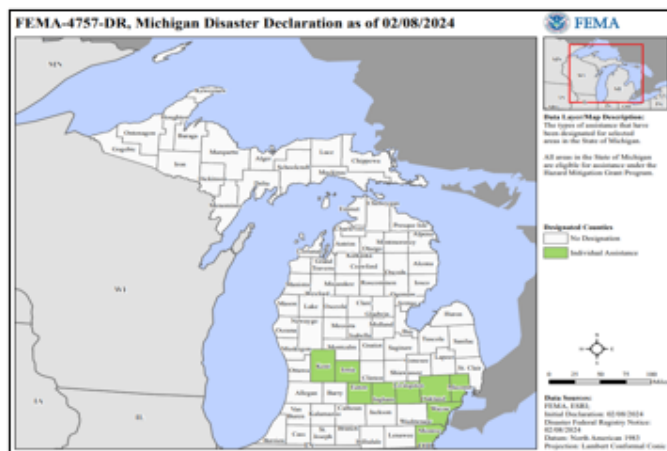
Total Staff: 184 | Coach/Evaluators: 57

Staff by Proficiency Level



## INCIDENT SUMMARY

August 24, 25, and 26, 2023 a storm system tracked along Interstate 96 through nine Michigan counties. The storm spawned tornadoes, deluged areas with rain, and caused widespread flooding which damaged homes and farms across the state. Presidential declaration: February 8, 2024, Individual Assistance, nine counties.



## FCO ASSESSMENT

### Priorities

- Integrate diversity, equity, and inclusion in all disaster operations.
- Partner with stakeholders for unity of effort.
- Integrate long-term recovery and Interagency recovery to support State of Michigan.

### Outcomes

- **Infrastructure:** Restored, modernized, hardened and resilient systems.
- **Community Assistance:** Resilient recovery of communities.

## PUBLIC ASSISTANCE SUMMARY

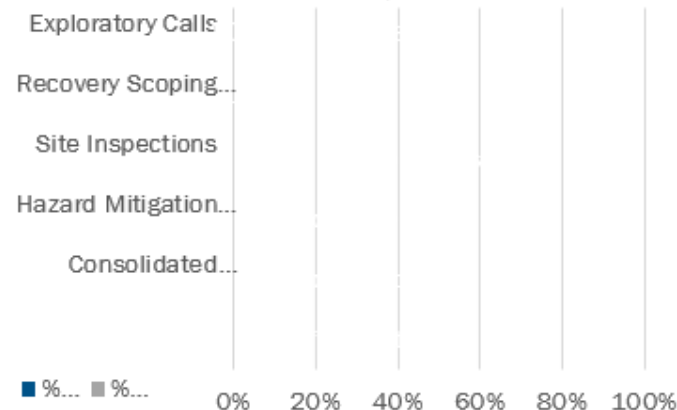
Applicants: N/A

Projects: N/A

\$ Obligated: N/A

Life of Disaster: N/A

% of Phase Complete



## TRANSITION TIMELINE

Individual Assistance thru May 2024

Public Assistance N/A

Hazard Mitigation – Working with IRC

Interagency Recovery Coordination thru Aug 2025

National Watch Center



FEMA

# FCO Senior Leadership COP Brief FEMA 4757-DR-MI: John Boyle

## Recovery Support Functions (RSF)

Recovery Outcomes	
Housing	<b>Housing: Adequate, resilient, accessible, and affordable housing.</b>
	1 All survivors whose primary residences were damaged or destroyed or were displaced by the disaster have returned and re-established residence in permanent housing within the affected community.
	2 Survivors can afford post-disaster permanent housing units within the affected community without post-disaster assistance.
	3 Post-disaster permanent housing units in the affected community meet or exceed recognized residential codes and standards and incorporate recommended mitigation measures appropriate to the area's hazards (e.g., flooding, fire, high winds), or include resiliency measures.
Economic	<b>Economic: Sustainable, diversified and resilient economy.</b>
	1 Business activities are resumed and restored, including those local and marginalized businesses and major employers.
	2 Local and state government ability to facilitate and regulate business activities is restored.
	3 Tax base and revenue streams from businesses are restored.
	4 Communities have Comprehensive Economic Development Strategies that measures the recovery process.
	5 Financial activities essential to credit and insurance coverage and flows are restored.
Community Recovery	<b>Community Recovery: Resilient recovery of SLTT communities.</b>
	1 Community Conditions Assessment + Community Profiles .
	2 Status of emergency plans, such as the Mitigation plan and Pre-Disaster Recovery Plan.
	3 <b>Community engagement and communication strategy is in place for long-term recovery plan or strategy.</b>
	4 Mitigation and recovery projects have been implemented.
	5 Inclusive communications strategy developed for long-term recovery planning or strategy.

Recovery Outcomes	
Infrastructure	<b>Infrastructure: Restored, modernized, hardened and resilient systems</b>
	1 Power systems and fuel delivery services have been repaired, modernized, and strengthened for future disasters.
	2 Water systems, dams, levees, and service capacities have been repaired, modernized, and strengthened for future disasters.
	3 Communication systems and services have been repaired, modernized, and strengthened against future disasters.
	4 <b>Public and private transportation systems, to include those supporting marginalized areas are repaired and reliable.</b>
	5 Government and PNP facilities have been repaired, modernized and strengthened for future disasters.
Health & Social Services	<b>HSS: Sustainable and resilient health education and social service systems.</b>
	1 Households have safe drinking water and no hazardous and toxic materials.
	2 Healthcare providers have resumed capacity to meet chronic or long-term health needs, as well as primary and emergency care.
	3 Ensure survivors are provided necessary behavioral health and disaster case management services.
	4 Social Assistance programs that support vulnerable populations, e.g., have resumed delivery of financial and other materiel support and services to vulnerable segments of the community's population.
	5 Schools are fully operational & providing full academic programs and can provide a safe, sanitary, and supportive environment.
Natural Cultural Resources	<b>NCR: Restored, preserved, risk-resistant and resilient resources</b>
	1 Natural resources in the affected community, to include socially marginalized, have been restored to protect people and ecosystems.
	2 Resources associated with entertainment, education, recreation, and tourism have been repaired, and public accessibility restored.
	3 Access to raw material and other commodities that sustain the local economy has been restored.
	4 Sites and artifacts associated with the community's heritage and identity have been stabilized/protected, and public accessibility to these sites has been restored.



FEMA

# FCO Senior Leadership COP Brief FEMA 4757-DR-MI: John Boyle

Recovery Outcomes

## Community Recovery: Resilient recovery of SLTT communities

**Outcome Indicator (C3): Reduce the level of impact caused by heavy rain events on 90,000 homes in SE Michigan neighborhoods.**

- Identify and engage with agencies and organizations that fund neighborhood improvements.
- Establish a collaborative, coordinated program for improving neighborhoods.
- Ensure that priorities are developed and agreed upon through whole community engagement.
- Incorporate existing plan projects into a program approach which will lead to resilience one neighborhood at a time.

## Infrastructure: Restored, modernized, hardened and resilient systems

**Outcome Indicator (I4): Replace and increase capacity of nearly 20,000 lineal feet of combined sewer main lines:**

- Support the state to identify additional partner's potential resources and program projects that lead to:
- Greater resilience against pluvial flood events.
  - Green infrastructure improvements on vacant urban land.
  - Sewer back-flow prevention for neighborhood homes.
  - Modernize infrastructure.



**FEMA**

National Watch Center



# FEMA

Helping people before, during, and after disasters.



*Scan to subscribe to this briefing.*