

FEMA National Watch Center

Daily Operations Briefing

Thursday, April 18, 2024

8:30 a.m. ET



FEMA

National Current Ops / Monitoring

New Significant Incidents / Ongoing Ops

- No new significant incidents / operations

Hazard Monitoring

- Severe Thunderstorms – Southern Plains to Ohio Valley

Disaster Declaration Activity

- No new declaration activity

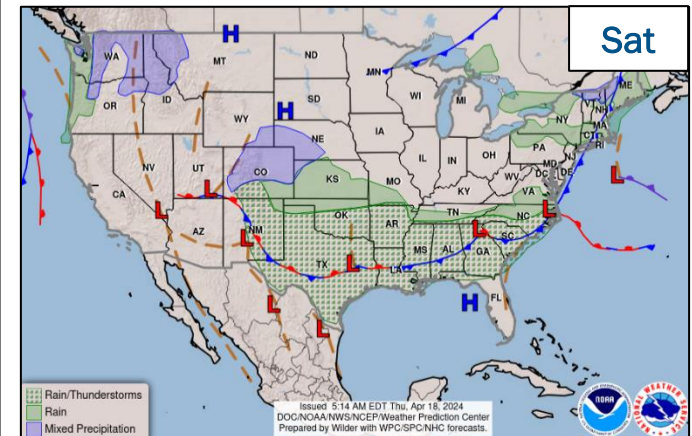
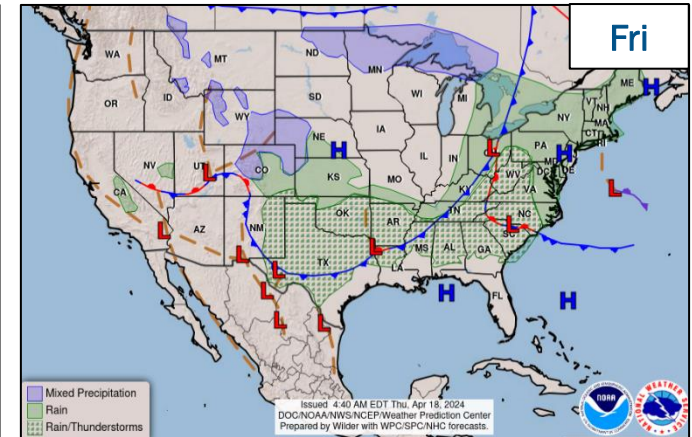
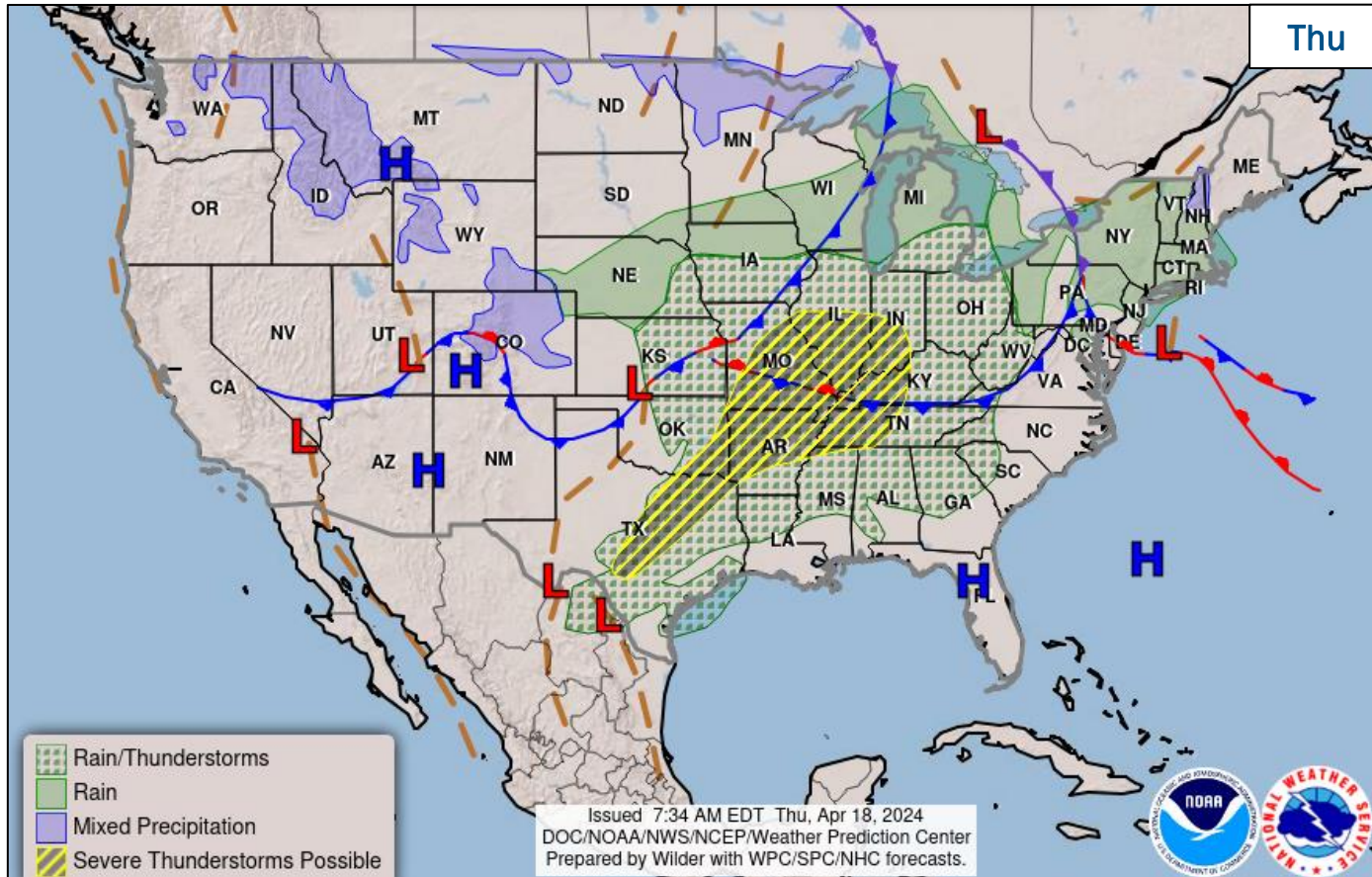
Event Monitoring

- No significant events



FEMA

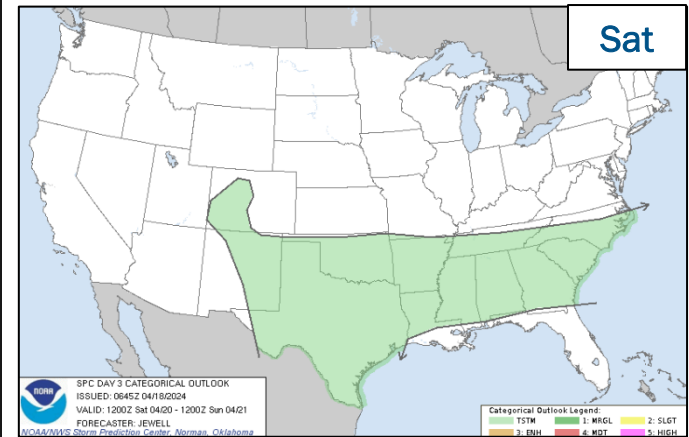
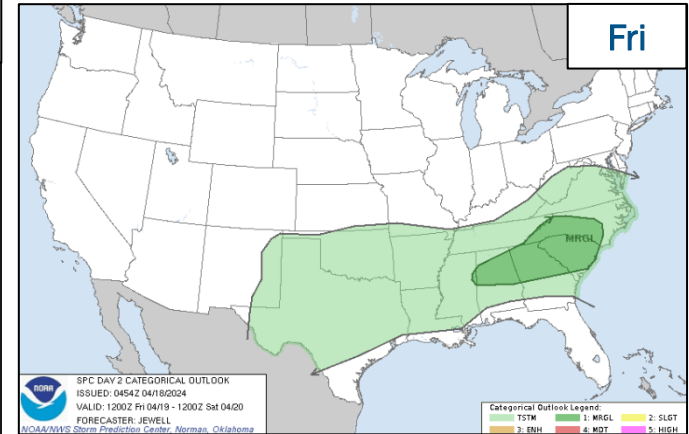
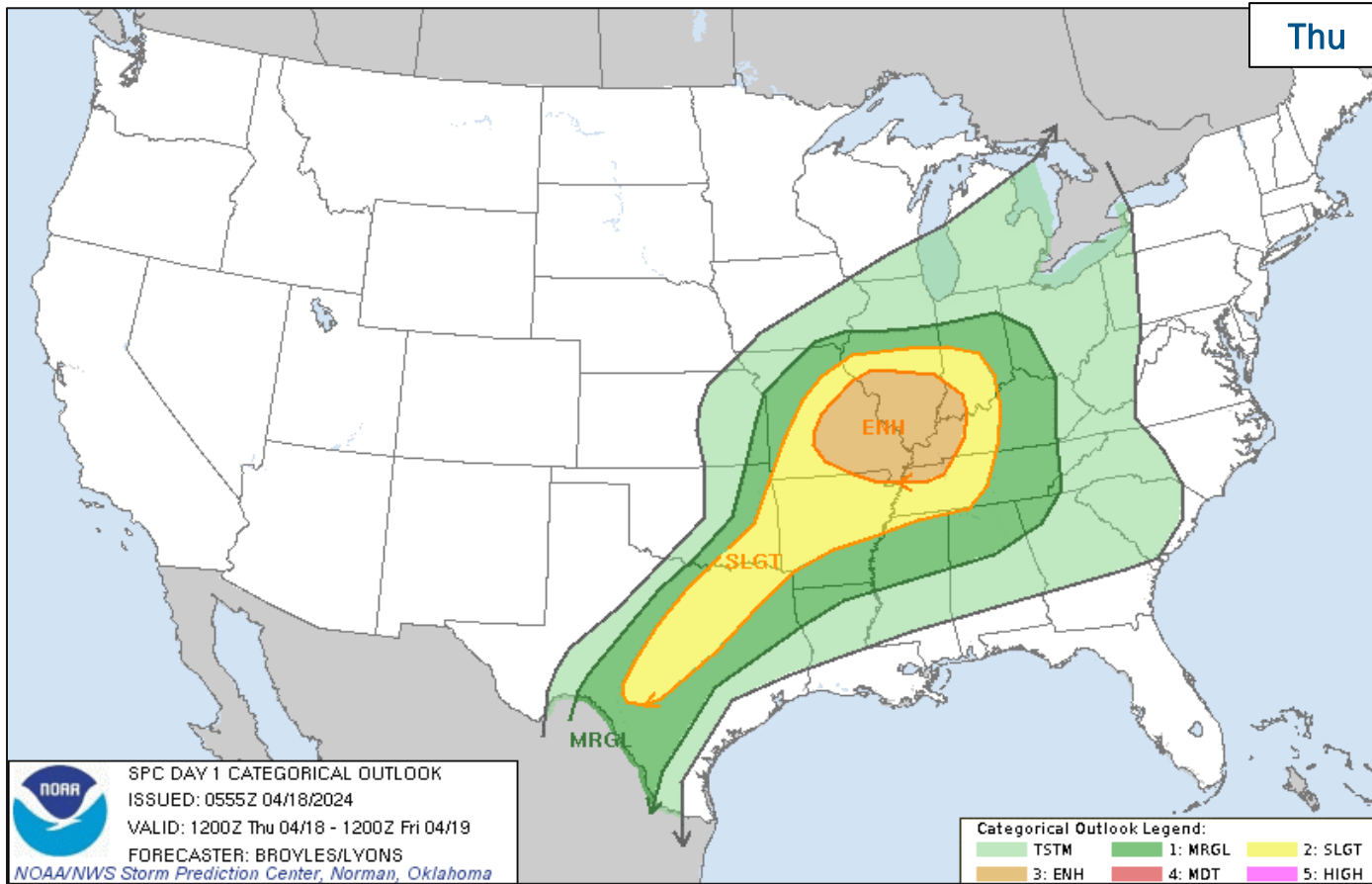
National Weather Forecast



FEMA

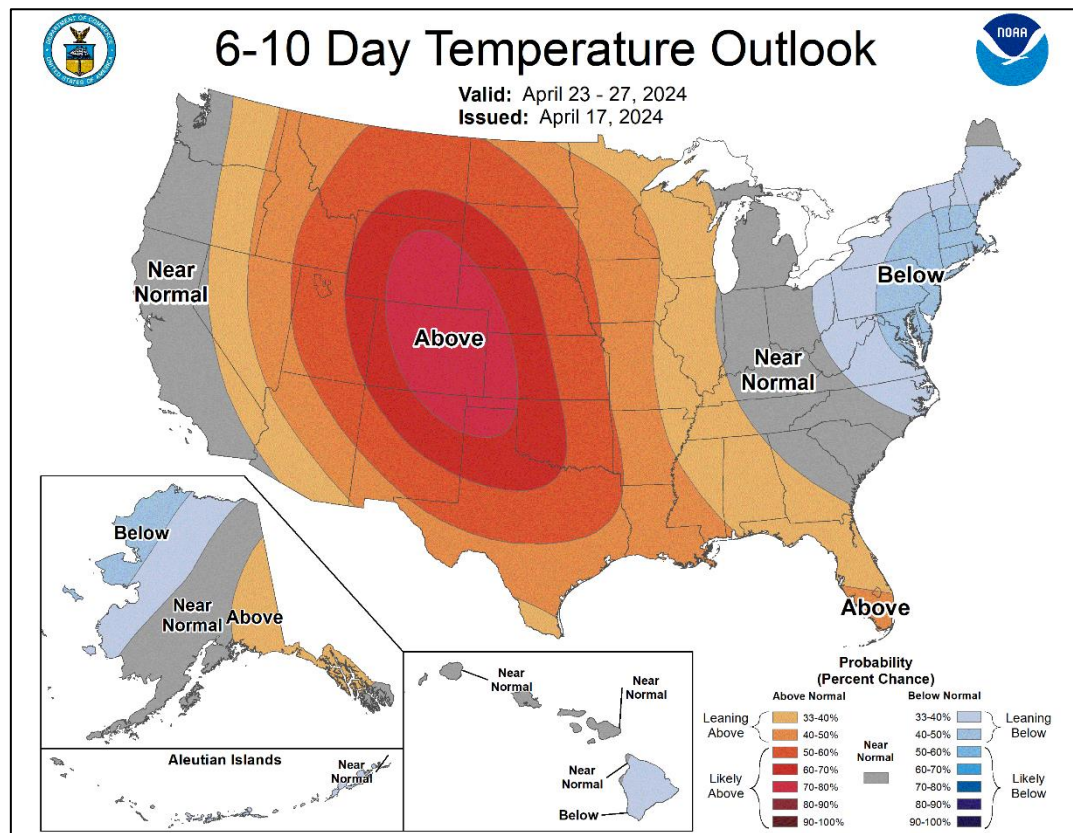
National Watch Center

Severe Weather Outlook

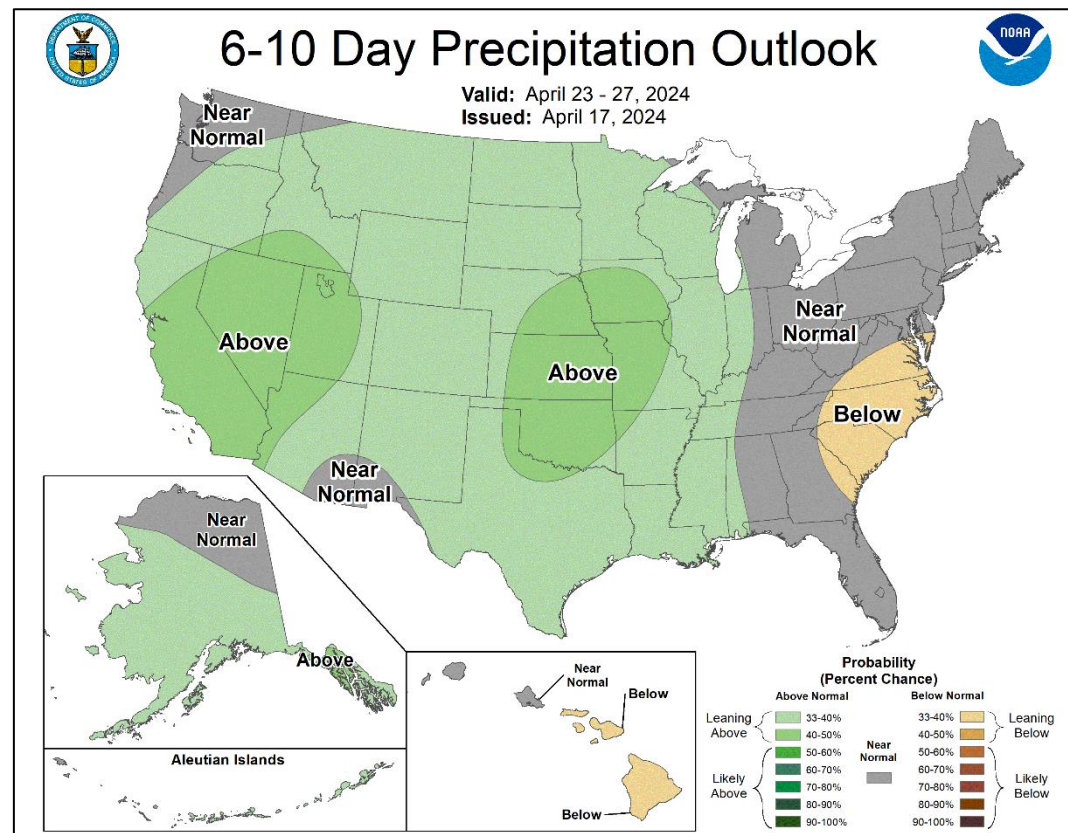


FEMA

Long Range Outlooks – Apr 23-27



6-10 Day Temperature Probability



6-10 Day Precipitation Probability



FEMA

National Watch Center

FEMA Common Operating Picture

23 + 4
Joint Field Offices Virtual Joint Field Offices Supporting

69 + 1
Major Disasters Emergency Declarations

12 Direct Housing Missions
26 RSF-Supported Disasters

Thursday
April 18, 2024
8:30 a.m. ET

FEMA HQ		
NWC		NRCC
Monitoring		Activated
FEMA REGIONS		
Watch		RRCC
Monitoring	I	Rostered
Monitoring	II	Rostered
Monitoring	III	Rostered
Monitoring	IV	Rostered
Monitoring	V	Rostered
Monitoring	VI	Rostered
Monitoring	VII	Rostered
Monitoring	VIII	Rostered
Monitoring	IX	Rostered
Monitoring	X	Rostered

N-IMATs	
2-5 Teams Available	
Red	
White	
Blue	
Gold	
HS	

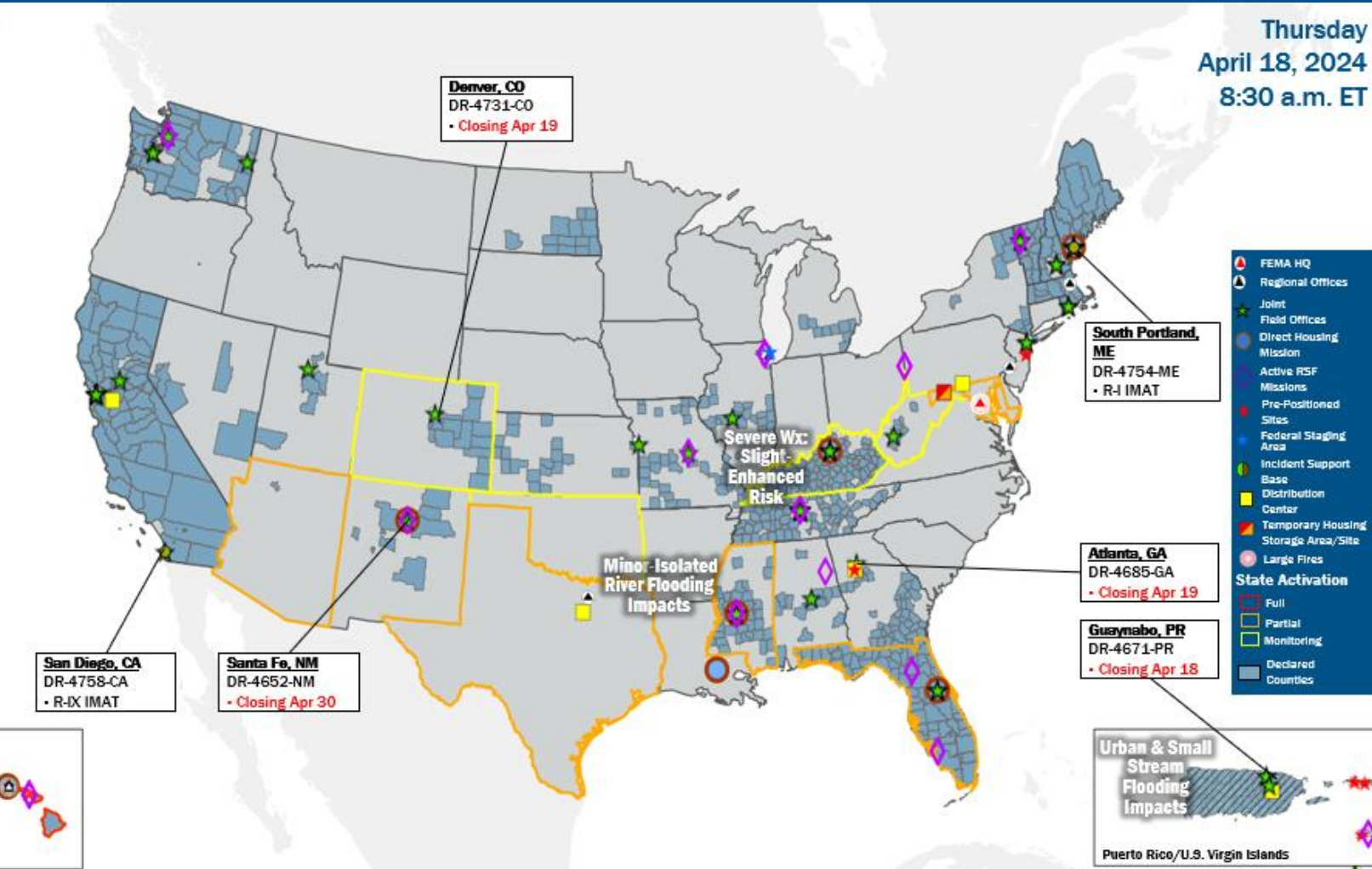
R-IMATs	
≥ 7 Teams Available	
I	ME
II	
III	
IV-1	
IV-2	1
V	
VI-1	
VI-2	3
VII	2
VIII	
IX-1	CA
IX-2	Personnel
X	

Notes:	
RWCs/RRCCs/IMATs:	STATE EOCs:
NRCC: Sustained Ops	FL/MS/OK/WV/KY: Severe Weather
	HI: Wildfires
	TX: Ongoing Threats
	AZ/CO: SW Border
	OK/WV: Wildfires
	MD: Key Bridge Incident

Volunteer Force	
Rostered 7,778	Deployed 116
Surge Capacity Force	
Rostered 7,877	Deployed 0

Fully Mission Capable (FMC)
Partially Mission Capable (PMC)
Not Mission Capable (NMC)
Deployed

REGIONAL BREAKDOWN			
	JFO/VJFO	DR	EM
I	4/0	13	1
II	2/1	4	0
III	1/0	1	0
IV	5/1	18	0
V	1/0	3	0
VI	1/0	1	0
VII	2/0	2	0
VIII	2/0	3	0
IX	2/1	15	0
X	3/1	9	0



IM Workforce

13,885 (+14) Assigned
4,390 (+19) Unavailable
5,310 (-13) Deployed
30% / 4,185 (+8) Available

IM Cadre Availability

10 Cadres ≤ 25% Availability
Environmental Planning and Historic Preservation: 18% (141/798); Field Leadership: 17% (26/150); Financial Management: 13% (30/224); Hazard Mitigation: 22% (280/1,264); Human Resources: 21% (37/178); Operations: 19% (61/324); Public Assistance: 22% (480/2,183); Planning: 11% (53/463); Safety: 9% (7/81); Security: 18% (25/140)

MERS

> 66%
36 Assigned
0 Unavailable
1 Deployed
35 Available

US&R

> 66%
28 Assigned
1 Unavailable
0 Deployed
27 Available

FCO

≤ 1 Type I
48 Assigned
6 (+1) Unavailable
38 (24 FCOR) Deployed
4 (-1) Available

Joint Preliminary Damage Assessments

Region	State / Location	Incident	IA	Number of Counties		Start - End
			PA	Requested	Complete	
I	RI	Flooding Jan 8-17	IA	3	3	2/15 - 2/22
			PA	4	3	2/26 - TBD
	MA	Flooding Sep 11-13	IA	2	0	3/28 - TBD
			PA	2	0	3/28 - TBD
III	WV	Severe Winter Storms Apr 2-7	IA	8	0	4/16 - TBD
			PA	0	0	N/A
IV	KY	Severe Storm Apr 1	IA	11	7 (+4)	4/16 - TBD
			PA	0	0	N/A
VII	NE	Severe Storms Apr 6-7	IA	0	0	N/A
			PA	7	0	4/15 - TBD



FEMA

Declaration Requests in Process – 12

State / Tribe / Territory – Incident Description	Type	IA	PA	HM	Requested
OH – Train Derailment	DR	X	X	X	Jul 3
IA – Severe Winter Storms and Snowstorm	DR		X	X	Feb 13
MBMI* – Severe Storms and Flooding	DR		X	X	Mar 1
VT – Severe Winter Storm	DR		X	X	Mar 6
MA – Severe Storms and Flooding (APPEAL)	DR	X	X	X	Mar 11
SBKN** – Severe Storms and Flooding	DR		X	X	Mar 21
HVT*** – Severe Winter Storm	DR	X	X	X	Mar 22
WA – Severe Winter Storms, Straight-line Winds, Flooding, Landslides, and Mudslides	DR		X	X	Mar 22
KY – Severe Storm and Tornado	DR	X		X	Mar 27
NH – Severe Storms and Flooding	DR		X	X	Mar 28
OH – Tornadoes	DR	X		X	Mar 29
KS – Severe Winter Storm	DR		X	X	Apr 9

* Morongo Band of Mission Indians | ** Sycuan Band of the Kumeyaay Nation | *** Hoopa Valley Tribe



FEMA

National Watch Center

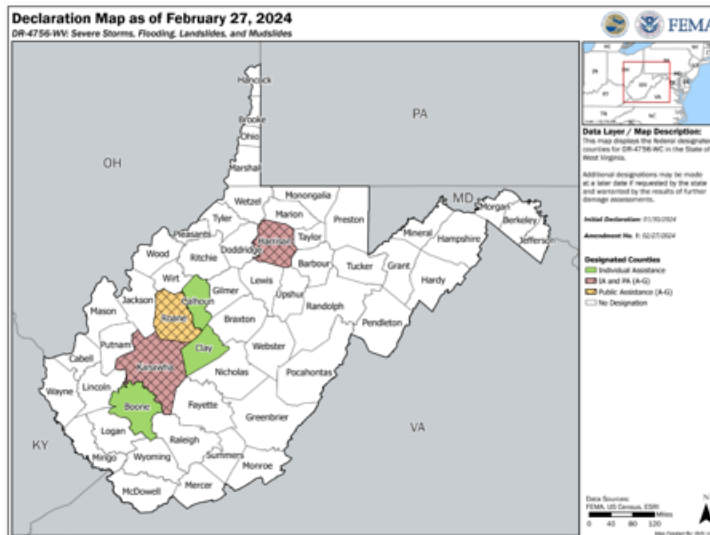


INDIVIDUAL ASSISTANCE SUMMARY

<u>Registrations</u> 611	<u>Individuals and Households Program</u> \$2.7 MIL
<u>Small Business Admin Loans</u> \$154,000	<u>Housing Assistance</u> \$2.5 MIL
<u>NFIP Payouts</u> \$379,597	<u>Other Needs Assistance</u> \$174,000

INCIDENT SUMMARY

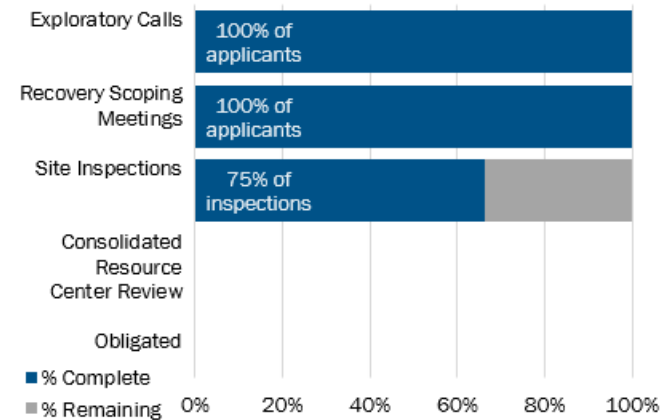
The State of West Virginia received a disaster declaration on January 30, 2024, for severe storm systems which impacted the state. The active weather pattern generated thunderstorms, flooding, and flash flooding and caused extensive damage across the state.



PUBLIC ASSISTANCE SUMMARY

<u>Applicants</u> 9	<u>Projects</u> 14
<u>\$ Obligated</u> \$0	<u>Life of Disaster</u> \$2.6 MIL

% of Phase Complete

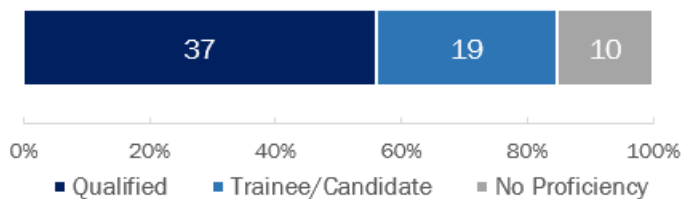


406 Mitigation HMPs: 0 of 8 C-G projects

STAFF SUMMARY

Total Staff: 66 | Coach/Evaluators: 20

FEMA Staff by Deployed Proficiency Level



FCO ASSESSMENT

Priorities

- Support sustainable and resilient recovery of the State, communities, and their social services systems
- Identify underserved communities through data analysis to provide equitable service delivery to survivors

Outcomes

- Housing – Adequate, resilient, accessible, and affordable housing
- Community Assistance - Resilient recovery of SLTT communities
- Health and Social Services - Sustainable and resilient health education and social services

TRANSITION TIMELINE



FCO Senior Leadership COP Brief

Recovery Support Functions (RSFs)

Recovery Outcomes	
Housing	Housing: Adequate, resilient, accessible, and affordable housing
	1 All eligible displaced survivors are in a safe and secure residence prior to the end of the 18-month deadline of the Individuals and Households Program
	2 Survivors can afford post-disaster permanent housing units within the affected community without post-disaster assistance
	3 Post-disaster permanent housing units in the affected community meet or exceed recognized residential codes and standards and incorporate recommended mitigation measures appropriate to the area's hazards (e.g., flooding, fire, high winds), or include resiliency measures
Economic	Economic: Sustainable, diversified and resilient economy
	1 Business activities are resumed and restored, including those local and marginalized businesses and major employers
	2 Local and state government ability to facilitate and regulate business activities is restored
	3 Tax base and revenue streams from businesses are restored
	4 Communities have Comprehensive Economic Development Strategies that measures the recovery process
	5 Financial activities essential to credit and insurance coverage and flows are restored
Community Assistance	Community Assistance: Resilient recovery of SLIT communities
	1 Community Conditions Assessment + Community Profiles
	2 Status of emergency plans, such as the Mitigation plan and Pre-Disaster Recovery Plan
	3 Strategies in place to engage and support long-term recovery of impacted communities
	4 Mitigation measures are implemented to manage and reduce damaging effects of future hazards
	5 Inclusive communications strategy developed for long-term recovery planning or strategy

Recovery Outcomes	
Infrastructure	Infrastructure: Restored, modernized, hardened and resilient systems
	1 Power systems and fuel delivery services have been repaired, modernized, and strengthened for future disasters
	2 Water systems, dams, levees, and service capacities have been repaired, modernized, and strengthened for future disasters
	3 Communications systems and services have been repaired, modernized, and strengthened against future disasters
	4 Public and private transportation systems, to include those supporting marginalized areas are repaired and reliable
	5 Government and PNP facilities have been repaired, modernized and strengthened for future disasters
Health & Social Services	HSS: Sustainable and resilient health education and social service systems
	1 Households have safe drinking water and no hazardous and toxic materials
	2 Healthcare providers have resumed capacity to meet chronic or long-term health needs, as well as primary and emergency care
	3 Ensure survivors are provided necessary behavioral health and disaster case management services.
	4 Social Assistance programs that support vulnerable populations, e.g., have resumed delivery of financial and other materiel support and services to vulnerable segments of the community's population
	5 Schools are fully operational & providing full academic programs and can provide a safe, sanitary, and supportive environment
Natural Cultural Resources	NCR: Rehabilitated, restored, preserved, and conserved resources
	1 Natural resources in the affected community, to include socially marginalized, have been restored to protect people and ecosystems
	2 Resources associated with recreation and tourism have been renourished, and public accessibility restored
	3 Access to raw material and other commodities that sustain the local economy has been restored
	4 Sites and artifacts associated with the community's heritage and identity have been stabilized/protected, and public accessibility to these sites has been restored

FCO Senior Leadership COP Brief

Recovery Outcomes

RECOVERY OUTCOME: Housing

Outcome Indicator (1): All eligible displaced survivors are in a safe and secure residence prior to the end of the 18-month deadline of the Individuals and Households Program

- A total of \$839,000 out of the \$2.6 MIL IHP dollars were approved after JFO Engagement (34%)
- Lack of American Sign Language interpreters was identified in WV (five (5) certified in the entire State), compounded by areas with limited cell coverage preventing use of video remote interpreting (VRI). Disability Integration was able to support survivors.

RECOVERY OUTCOME: Community Assistance

Outcome Indicator (4): Mitigation measures are implemented to manage and reduce damaging effects of future hazards

- \$10 million is available for Flood Mitigation Assistance Swift Current
 - 300+ mailers were sent out to National Flood Insurance Program (NFIP) holders
 - The State of WV is aggressively pursuing this the Mitigation Assistance

RECOVERY OUTCOME: Health and Social Services

Outcome Indicator (3): Ensure survivors are provided necessary behavioral health and disaster case management services.

- The State's Disaster Case Management (DCM) application was reviewed by the Governor and is with the Region for final review and approval



FEMA

Helping people before, during, and after disasters.



Scan to subscribe to this briefing.