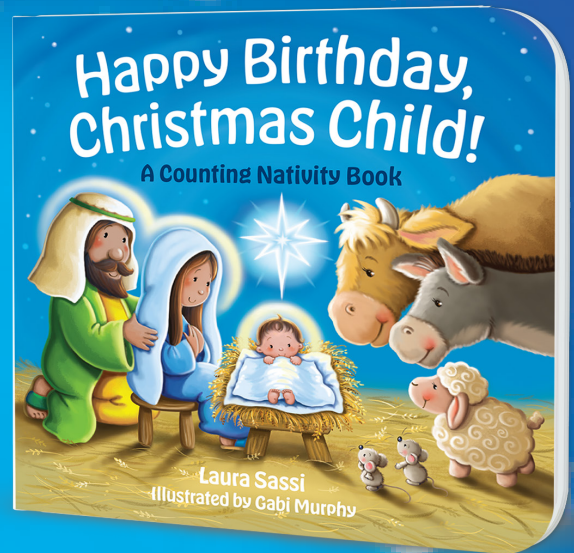


Happy Birthday, Christmas Child!

A Counting Nativity Book

By Laura Sassi

Illustrated by Gabi Murphy



ACTIVITY PACK

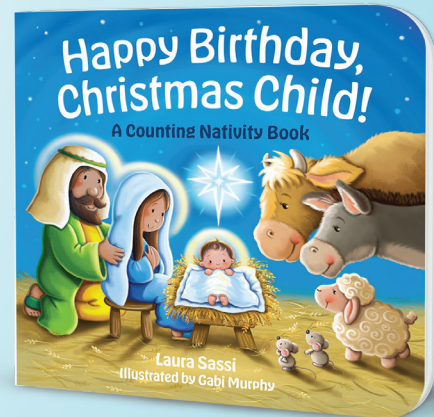
Join Mary and Joseph, angels, shepherds, sheep, and various stable critters as they celebrate the birthday of a very special baby in this rhyming counting book for little readers and their families.

- Happy Birthday Party Ideas and Activities
- Cupcake Toppers
- Stickers
- 3 Coloring Pages
- 10 "Trace and Learn" pages



Have a “Happy Birthday, Jesus!” Party

with **HAPPY BIRTHDAY,
CHRISTMAS CHILD!**



PARTY TIME! Celebrating the warmth, wonder and excitement of the night Jesus was born, Laura Sassi’s new board book **HAPPY BIRTHDAY, CHRISTMAS CHILD!** is a charming choice for a class or home “Happy Birthday, Jesus!” party. Here are more ideas than you’d ever use for just one party, so pick the activities that best suit your class or home.



GATHERING ACTIVITIES

Play “Welcome to the Stable” (variation of Hot Potato). Put on your favorite children’s Christmas music. Then, using a yellow yarn pom-pom (to look like straw bundle) instead of the more traditional “hot potato,” sit in a circle and gently pass the straw bundle to the music. When the music stops, the child holding the straw bundle says “Welcome to the stable, Jesus. I hope you like the _____” (hay, mice, spiders, etc.) Conclude by asking if they’d like to have their birthdays in a stable? Then thank Jesus for being born in a stable for us.

Play “Where is Baby Jesus?” In this variation of hide-and-seek, party guests take turns hiding Baby Jesus in a kid-friendly nativity (or beyond). Each time you find Him, marvel about how exciting it must have been to see God’s promise for a Savior fulfilled in the birth of a special baby – Jesus!

Make a “Happy Birthday, Jesus” ornament or craft. Search Pinterest for oodles of options. Kits also available at your favorite craft vendors.



READ THE BOOK

Part of the fun is counting along the way, so as you read, be sure to pause and let the children search and count with you. Wrap up the story by singing “Happy Birthday” to Baby Jesus. After the reading, have the children re-enact the story using a kid-friendly nativity set. Ahead of time, be sure to add to the nativity set some extra book-themed props (such as three mice and six spiders). To wrap up, marvel together at what a special night that first Christmas was. It’s when God sent his precious son, Jesus, to be the savior of the world!

TIME FOR BIRTHDAY CUPCAKES

Bake and frost cupcakes using your favorite recipe or mix.

Then top them with these adorable book-themed cupcake toppers.

Serve with juice or water. Enjoy!



MORE PARTY GAMES/CRAFTS

Play “Counting my Way to Jesus.” In this counting variation of Simon Says, partygoers pretend they are shepherds on their way to meet Jesus. Each instruction begins, “The angels say...” and involves a countable action.

Examples: jump three times, touch your nose five times, etc.

Play a sticker matching game. Ahead of time, print up two sets of the twelve circular printable stickers found here ([LINK](#) to downloadable stickers) and have twenty-four matching cards pre-cut from colored paper. Assemble by adhering the stickers to the cards. Lay the cards face down on the “stable floor” (a blanket) and have the children gather round. Take turns flipping over two cards at a time. If they match, keep them. If not turn back over. *(Alternative: Have each child make their own set - which they can later take home as one of the party favors.)*





Decorate Cookies. Prepare Christmas-shaped sugar cookies ahead of time. Then, have a cookie decorating time where kids can decorate using toothpicks, icing, sprinkles, and sugar eyeballs! (These can go home as party favors - or be donated to a local nursing home perhaps with a note that they were made by little ones as part of a “Happy Birthday, Jesus” party.)

Gifts for Baby Jesus. Since gift-giving is part of the birthday party fun, suggest to parents that children bring a baby gift for Baby Jesus - such as diapers, onesies, baby hats etc. You can then donate these gifts to a local shelter or hospital along with a note of explanation and the lovely cards created by the children.

Make HAPPY BIRTHDAY, CHRISTMAS CHILD! greeting cards. As part of the party fun (and in the spirit of Christmas love) have the kids make cards which can be delivered along with their gifts to Baby Jesus that they brought to the party.

(Optional: Decorate cards with HAPPY BIRTHDAY, CHRISTMAS CHILD stickers and/or use the coloring pages from the activity kit to make the cards.)

PARTY FAVORS (NOT NECESSARY BUT FUN):

Take Home Coloring Pages.

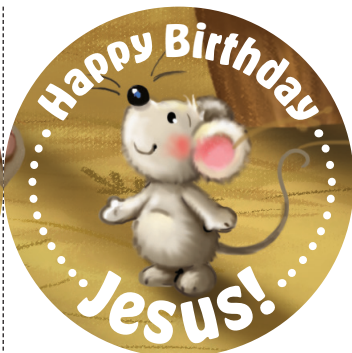
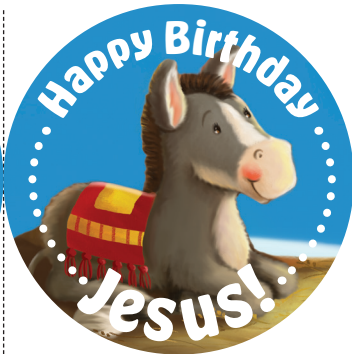

Christmas Cookies. These could be the ones the children decorated!

Send each child home with their own copy of *HAPPY BIRTHDAY, CHRISTMAS CHILD*.

Purchase with discount here: <https://paracletepress.com/products/happy-birthday-christmas-child>

“Happy Birthday, Jesus!”

Cupcake Toppers




Instructions:

- Print out page on cardstock paper
- Cut out and fold each topper along fold line to make it double sided
- Tape a toothpick to the inside of the topper
- Glue the two sides together

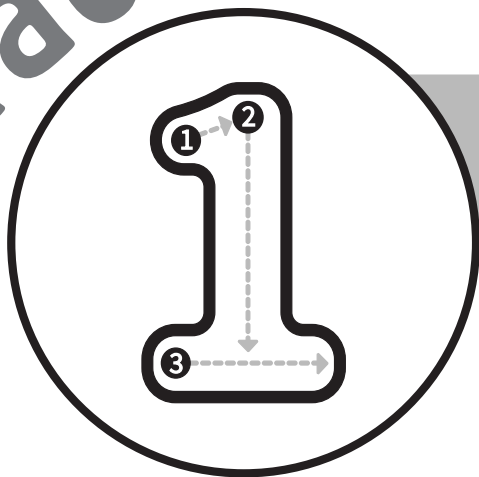




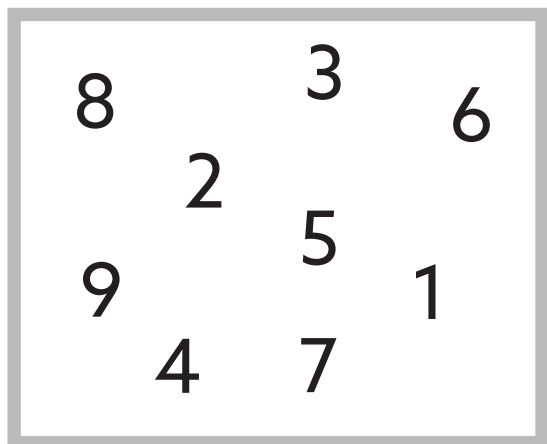





Trace and learn



ONE



Circle the one



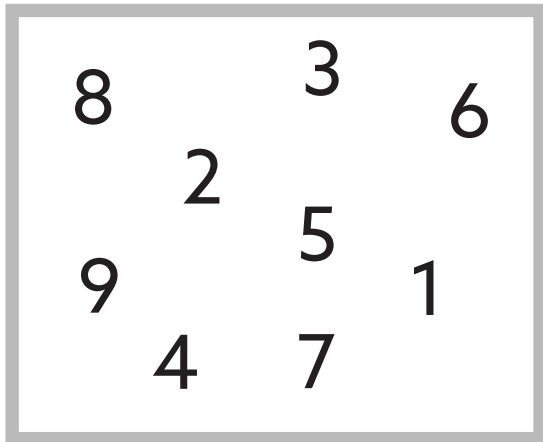
How many stars?



Trace and learn





TWO



Circle the two



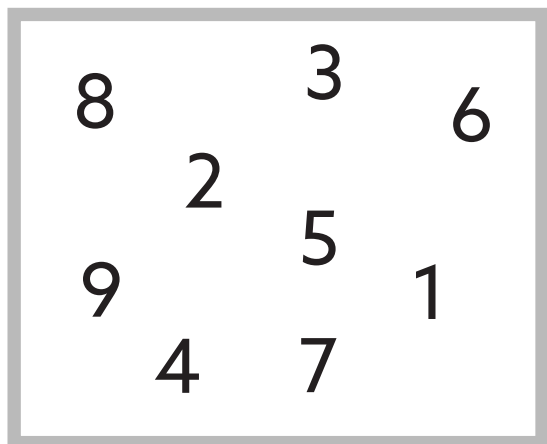
How many people?



Trace and learn



THREE




Circle the three



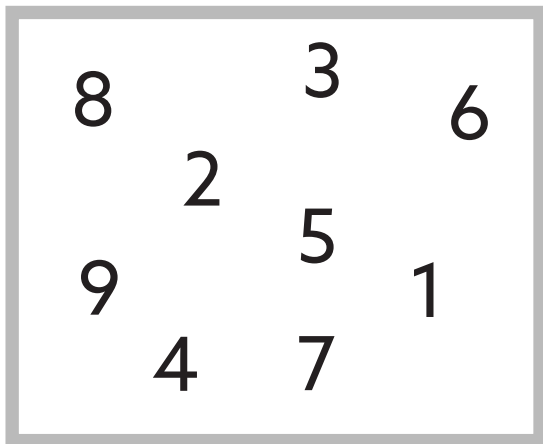
How many mice?



Trace and learn



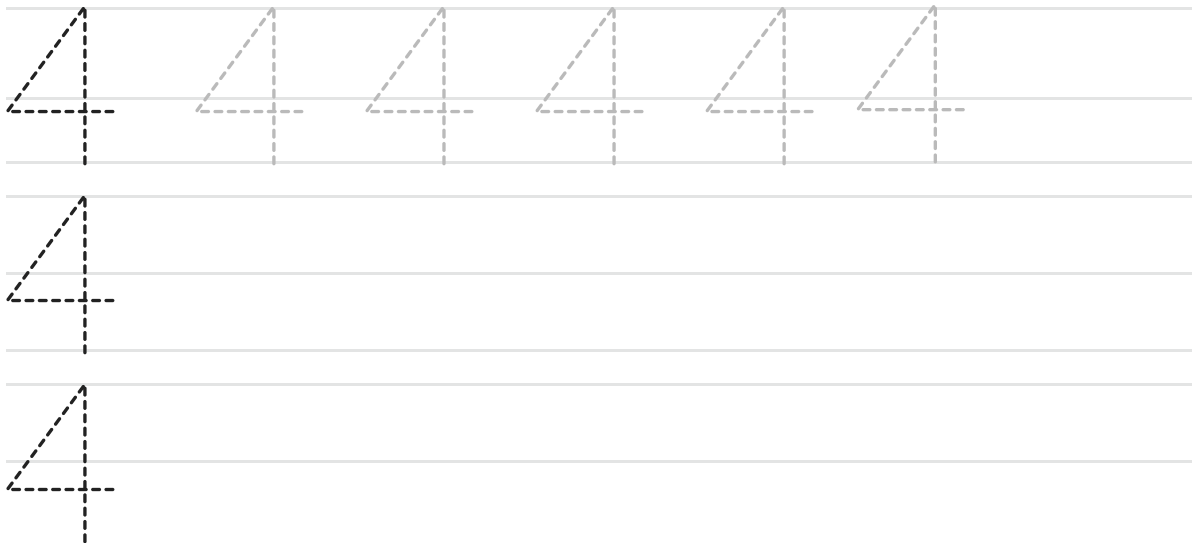
FOUR



Circle the four




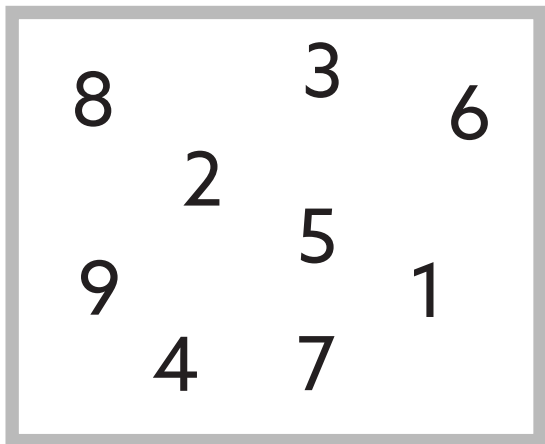
How many bales?



Trace and learn




FIVE



Circle the five

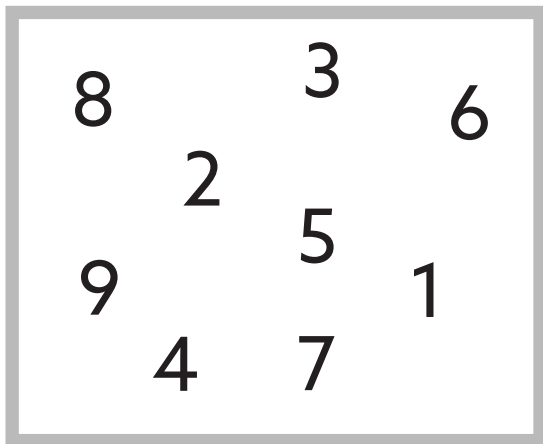
How many lanterns?




Trace and learn



SIX



Circle the six



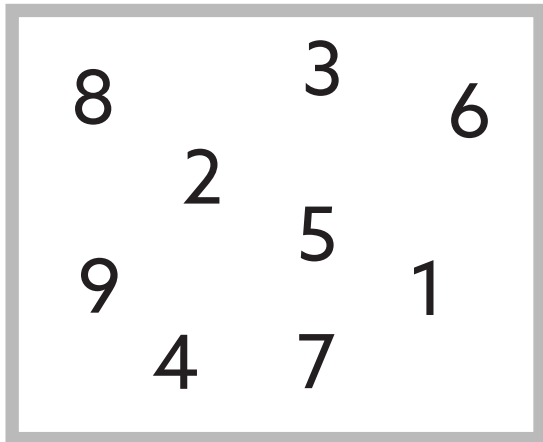
How many spiders?



Trace and learn




SEVEN



Circle the seven

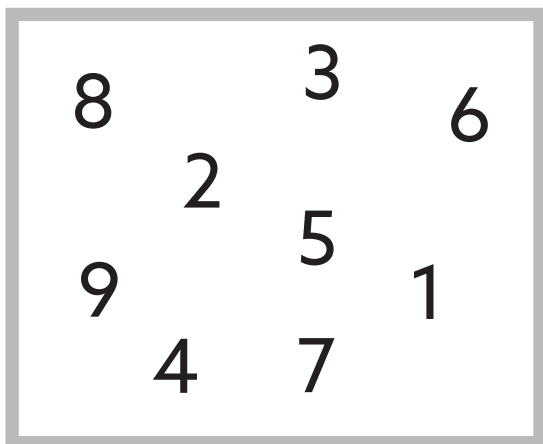
How many shepherds?



Trace and learn




EIGHT




Circle the eight

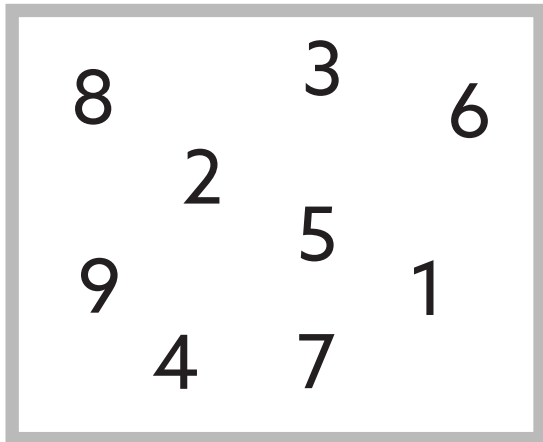
How many angels?



Trace and learn




NINE




Circle the nine

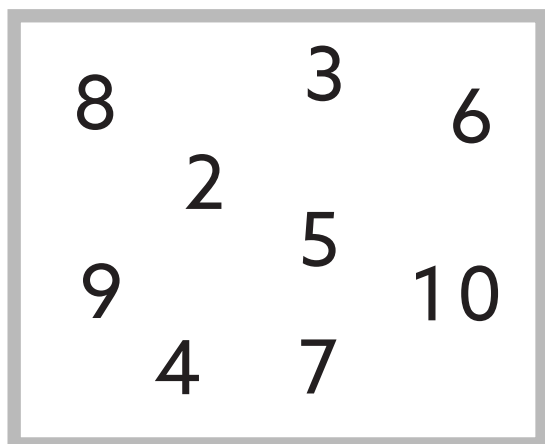
How many stars?



Trace and learn



TEN



Circle the ten



How many tiny toes?

